

**BMW Car Club
of America
Lone Star Chapter**



Autocross Results

Generated on 04 December, 2023

Contents

1 Autocross #1	1
1.1 Final Raw Time Results	2
1.2 Summary Results	4
1.2.1 Class C	4
1.2.2 Class D	4
1.2.3 Class E	4
1.2.4 Class F	4
1.2.5 Class G	4
1.2.6 Class H	4
1.2.7 Class X	5
1.2.8 Class Y	5
1.2.9 Class Z	5
1.2.10 Class NOVICE	6
1.3 Final Results	7
1.3.1 Class C	7
1.3.2 Class D	7
1.3.3 Class E	7
1.3.4 Class F	7
1.3.5 Class G	7
1.3.6 Class H	8
1.3.7 Class X	8
1.3.8 Class Y	9
1.3.9 Class Z	10
1.3.10 Class NOVICE	11
2 Autocross #2	12
2.1 Final Raw Time Results	13
2.2 Summary Results	15
2.2.1 Class L	15
2.2.2 Class C	15
2.2.3 Class D	15
2.2.4 Class F	15
2.2.5 Class G	15
2.2.6 Class H	16
2.2.7 Class X	16
2.2.8 Class Y	16
2.2.9 Class Z	16
2.2.10 Class NOVICE	17
2.3 Final Results	18
2.3.1 Class L	18
2.3.2 Class C	18
2.3.3 Class D	18
2.3.4 Class F	18
2.3.5 Class G	18
2.3.6 Class H	19
2.3.7 Class X	19

2.3.8 Class Y	20
2.3.9 Class Z	21
2.3.10 Class NOVICE	21
3 Autocross #3	24
3.1 Final Raw Time Results	25
3.2 Summary Results	27
3.2.1 Class L	27
3.2.2 Class D	27
3.2.3 Class F	27
3.2.4 Class G	27
3.2.5 Class H	27
3.2.6 Class X	28
3.2.7 Class Y	28
3.2.8 Class Z	28
3.2.9 Class NOVICE	29
3.3 Final Results	30
3.3.1 Class L	30
3.3.2 Class D	30
3.3.3 Class F	30
3.3.4 Class G	30
3.3.5 Class H	31
3.3.6 Class X	31
3.3.7 Class Y	32
3.3.8 Class Z	33
3.3.9 Class NOVICE	34
4 Autocross #4	36
4.1 Final Raw Time Results	37
4.2 Summary Results	39
4.2.1 Class C	39
4.2.2 Class D	39
4.2.3 Class E	39
4.2.4 Class F	39
4.2.5 Class G	39
4.2.6 Class H	40
4.2.7 Class X	40
4.2.8 Class Y	40
4.2.9 Class Z	40
4.2.10 Class NOVICE	41
4.3 Final Results	42
4.3.1 Class C	42
4.3.2 Class D	42
4.3.3 Class E	42
4.3.4 Class F	42
4.3.5 Class G	42
4.3.6 Class H	43
4.3.7 Class X	43
4.3.8 Class Y	44

4.3.9 Class Z	45
4.3.10 Class NOVICE	45
5 Autocross #5	47
5.1 Final Raw Time Results	48
5.2 Summary Results	50
5.2.1 Class C	50
5.2.2 Class D	50
5.2.3 Class E	50
5.2.4 Class F	50
5.2.5 Class G	50
5.2.6 Class H	51
5.2.7 Class X	51
5.2.8 Class Y	51
5.2.9 Class Z	51
5.2.10 Class NOVICE	52
5.3 Final Results	53
5.3.1 Class C	53
5.3.2 Class D	53
5.3.3 Class E	53
5.3.4 Class F	53
5.3.5 Class G	53
5.3.6 Class H	54
5.3.7 Class X	54
5.3.8 Class Y	55
5.3.9 Class Z	55
5.3.10 Class NOVICE	56
6 Autocross #6	57
6.1 Final Raw Time Results	58
6.2 Summary Results	60
6.2.1 Class L	60
6.2.2 Class C	60
6.2.3 Class D	60
6.2.4 Class E	60
6.2.5 Class F	60
6.2.6 Class G	61
6.2.7 Class H	61
6.2.8 Class X	61
6.2.9 Class Y	61
6.2.10 Class Z	62
6.2.11 Class NOVICE	62
6.3 Final Results	63
6.3.1 Class L	63
6.3.2 Class C	63
6.3.3 Class D	63
6.3.4 Class E	63
6.3.5 Class F	63
6.3.6 Class G	64

6.3.7 Class H	64
6.3.8 Class X	64
6.3.9 Class Y	65
6.3.10 Class Z	66
6.3.11 Class NOVICE	66
7 Autocross #7	69
7.1 Final Raw Time Results	70
7.2 Summary Results	72
7.2.1 Class L	72
7.2.2 Class D	72
7.2.3 Class E	72
7.2.4 Class F	72
7.2.5 Class G	72
7.2.6 Class H	73
7.2.7 Class X	73
7.2.8 Class Y	73
7.2.9 Class Z	73
7.2.10 Class NOVICE	74
7.3 Final Results	75
7.3.1 Class L	75
7.3.2 Class D	75
7.3.3 Class E	75
7.3.4 Class F	75
7.3.5 Class G	75
7.3.6 Class H	76
7.3.7 Class X	76
7.3.8 Class Y	77
7.3.9 Class Z	78
7.3.10 Class NOVICE	79
8 Season Standings	81
8.1 Class L	81
8.2 Class C	81
8.3 Class D	81
8.4 Class E	81
8.5 Class F	81
8.6 Class G	82
8.7 Class H	82
8.8 Class X	82
8.9 Class Y	83
8.10 Class Z	84
8.11 Class NOVICE	85
9 Trophy Standings	87
9.1 Class: L	87
9.2 Class: C	87
9.3 Class: D	87
9.4 Class: E	87

9.5 Class: F	87
9.6 Class: G	87
9.7 Class: H	88
9.8 Class: X	88
9.9 Class: Y	88
9.10 Class: Z	88
9.11 Class: NOVICE	88
10 Driver Statistics	89
10.1 Bryan Abraham	89
10.2 Phillip Adkins	89
10.3 Abhinav Ajish	90
10.4 Arturo Alarcon	90
10.5 Ellie Alarcon	90
10.6 Jonathan Altschul	91
10.7 Luis Arroyo	91
10.8 Wayne Atkins	91
10.9 Jubilee Bass	92
10.10 Aaron Best	92
10.11 Manu Bhatia	92
10.12 Benjamin Bingham	92
10.13 Jeff Bratton	93
10.14 Lucas Bratton	93
10.15 Su Brude	93
10.16 Ryan Byrd	93
10.17 Braden Caldwell	93
10.18 Carter Caldwell	94
10.19 Connor Caldwell	94
10.20 Jared Cash	94
10.21 Kevin Ceron	94
10.22 Arka Chanda	95
10.23 Ivy Chang	95
10.24 Zachary Checkeye	95
10.25 Alex Cheung	95
10.26 Chris Cheung	96
10.27 Andrew Chow	96
10.28 Kencey Christopher	96
10.29 Kj Christopher	97
10.30 Colin Clarke	97
10.31 John Clark	97
10.32 Phillip Craddock	98
10.33 Blake Crawford	98
10.34 Andre Cummings	98
10.35 Trevor Dahlen	99
10.36 Brandon Dan	99
10.37 Katherine Dashiell	99
10.38 Matthew Dashiell	100
10.39 Joe Davies	100
10.40 Michael Davis	101

10.41	Randy Dicken	101
10.42	Christen Dominguez	101
10.43	Chad Douglass	101
10.44	Maddox Duke	101
10.45	Liam Ellinger	102
10.46	Kurt Espinosa	102
10.47	Ayrton Fineout	102
10.48	Steve Fithian	102
10.49	Jeremy Foley	102
10.50	Brian Franke	103
10.51	Derek Friday	103
10.52	Ben Furth	103
10.53	Ganesh Gangane	104
10.54	Bonny George	104
10.55	Brayanth Gomez	104
10.56	Rick Gonzales	104
10.57	Cameron Goode	105
10.58	John Guerra	105
10.59	Kevin Gutierrez	105
10.60	Phillip Hanley	105
10.61	Ryan Hanley	106
10.62	Craig Hawkins	106
10.63	Luke Hawkins	106
10.64	Geovany Hernandez	107
10.65	Garrett Hinshaw	107
10.66	Harman Hira	107
10.67	Kole Hobbs	107
10.68	John Hunter	108
10.69	Roshan Iyer	108
10.70	Jerrett Jan	108
10.71	Leilane Jan	109
10.72	Zachary Jones	109
10.73	Anthony Carinci Jr	110
10.74	Kelsey Karanges	110
10.75	Aqib Kazi	110
10.76	Brent Knaack	110
10.77	Gary Kramar	110
10.78	Coleman Lake	111
10.79	Earvin Larry	111
10.80	Matthew Lechner	111
10.81	Steffani Lee	111
10.82	Todd Lewis	112
10.83	David Linkh	112
10.84	James Little	112
10.85	Carola Locke	112
10.86	Howard Locke	112
10.87	John Loflin	113
10.88	David Macmillan	113
10.89	Peter Macmillan	113

10.90	Jim Maertz	113
10.91	Hasan Mahmood	114
10.92	Franco Maras	114
10.93	Ricardo L. Negron Marrero	114
10.94	Emir Martinez	115
10.95	Orion Martinez	115
10.96	Donna Marx	115
10.97	Keath Marx	115
10.98	Tim Mason	116
10.99	Ramiro Mateo	116
10.100	William Mayo	116
10.101	Brad McCann	117
10.102	William McLennan	117
10.103	Danny Mehl	117
10.104	Tommy Mhire	117
10.105	David Mikels	118
10.106	Erin Minton	118
10.107	Sergiy Miroshnychenko	118
10.108	Vitalii Miroshnychenko	118
10.109	Naveed Mozaffar	119
10.110	Eric Nelson	119
10.111	Casey Neubauer	119
10.112	Kenneth Neubauer	120
10.113	John Nguyen	120
10.114	Duston Nixon	120
10.115	Paul Nixon	121
10.116	Aldo Ocampo	121
10.117	Harrison Ormes	121
10.118	Matthew Partain	121
10.119	Michael Passaniti	122
10.120	Darryl Paul	122
10.121	Isac Perkins	122
10.122	Royce Philip	122
10.123	Chris Phillips	123
10.124	Philip Pickard	123
10.125	Petteri Pirhonen	123
10.126	Blake Pomykal	123
10.127	Pawel Potera	124
10.128	Philip Pottinger	124
10.129	Thad Prugh	124
10.130	Kevin Punnoose	125
10.131	Sree Purimetla	125
10.132	Ben Qureshi	125
10.133	Maitray Raval	126
10.134	Sue Anne Rische	126
10.135	Jeriel Robles	126
10.136	Jesus Robles	127
10.137	Aaron Rodriguez	127
10.138	Robert Rosema	127

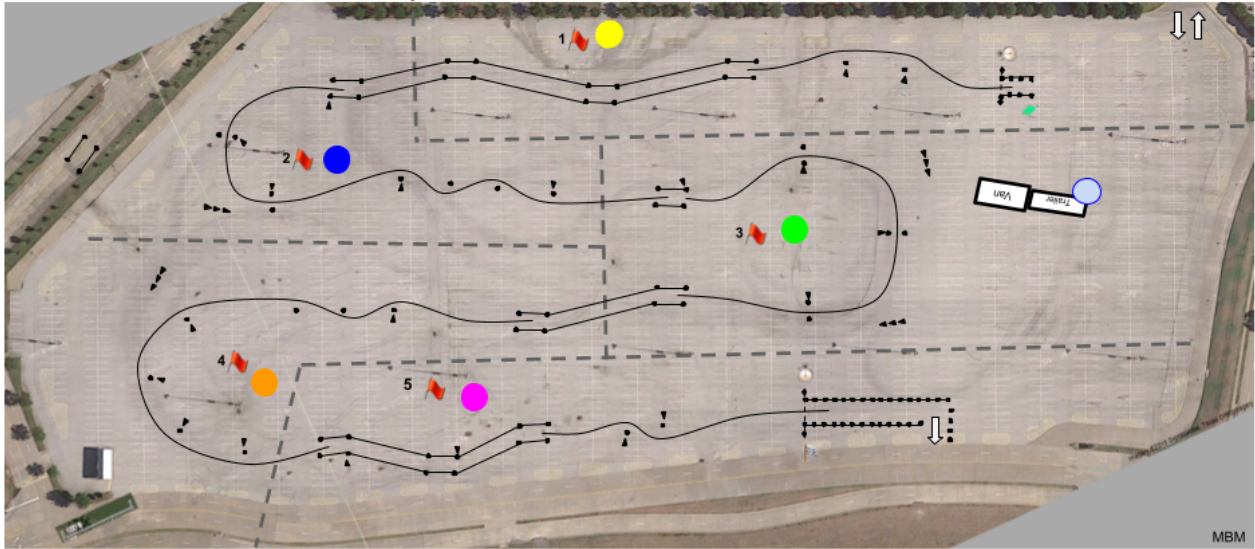
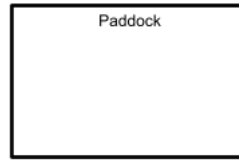
10.139	Michael Rose	128
10.140	Daniel Rowland	128
10.141	Ayush Sabherwal	128
10.142	Stuart Salomon	128
10.143	Justin Samuels	128
10.144	Juan Sanchez	129
10.145	Tyler Sanford	129
10.146	Madeleine Sarkessian	129
10.147	Larry Schaapveld	129
10.148	Fox Schaffer	129
10.149	Greg Scherer	130
10.150	William Shanks	130
10.151	Michael Sherwood	130
10.152	Dave Sisk	130
10.153	Brandon Slater	131
10.154	Greg Smith	131
10.155	Aaron Snyder	131
10.156	Enrique Thiele Solivan	131
10.157	Scott Steider	132
10.158	Timothy Stevens	132
10.159	Shaun Sullivan	132
10.160	Gerry Terranova	132
10.161	Richard Thackway	133
10.162	Enrique Thiele	133
10.163	Jesus Thiele	133
10.164	Aaron Thomas	133
10.165	Dylan Tissue	133
10.166	Nathan Trinh	134
10.167	Brandon Tsan	134
10.168	Ron Tsan	134
10.169	Jacob Tsutsumi	135
10.170	Yuki Tsutsumi	135
10.171	Daniel Tu	135
10.172	Michael Varner	135
10.173	George Vasquez	136
10.174	Thomas Vaughan	136
10.175	Sam Victor	136
10.176	Armstrong Vongsavath	137
10.177	Jay Walker	137
10.178	Shane Warner	137
10.179	Brandon Webb	137
10.180	Chandler Weisenbu	137
10.181	David Whitener	138
10.182	Kim Whitener	138
10.183	Stan Whitney	138
10.184	Justin Wilber	139
10.185	Joe Wilkinson	139
10.186	Michael Wilkinson	139
10.187	Eric Willis	139

10.188 John Wilson	140
10.189 Scout Wilson	140
10.190 Brian Woods	140
10.191 Cun Yang	140
10.192 Farhan Zaman	141
10.193 Adam Zastrow	141
10.194 Silvio Zucchet	141
11 Top 5 Cone Killers	142

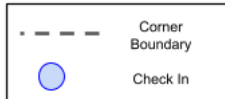
1 Autocross #1



Lone Star BMW CCA
Autocross
February 19, 2023
Lone Star Park
Live Timing -
autox.lscbmwcca.org



From Beltline Rd, enter at most southern entry (Gates 3/4/5, Lone Star Parkway) and continue to Gate 5/Pollock Pl. Take a left on Pollock. Take a left into second parking lot.



Registration at www.motorsportreg.com.
More information at
<http://www.lscbmwcca.org/autocross.html>



Onsite Sign Up is not available.

Course length: 4113.0 feet (1253.64 m)

Time	Temp	DwPt	Hum	Wind	Speed	Gust	Press	Prcp	Conditions
8:53 AM	48 F	33 F	56 %	S	9 mph	0 mph	29.50 in	0.0 in	Mostly Cloudy
9:53 AM	54 F	29 F	38 %	SW	15 mph	0 mph	29.50 in	0.0 in	Mostly Cloudy
10:53 AM	59 F	29 F	32 %	SW	13 mph	0 mph	29.50 in	0.0 in	Mostly Cloudy
11:53 AM	61 F	28 F	29 %	SW	13 mph	0 mph	29.48 in	0.0 in	Cloudy
12:53 PM	65 F	31 F	28 %	SW	16 mph	25 mph	29.47 in	0.0 in	Mostly Cloudy
1:53 PM	69 F	31 F	24 %	SW	14 mph	0 mph	29.44 in	0.0 in	Mostly Cloudy
2:53 PM	71 F	33 F	25 %	SSW	15 mph	0 mph	29.40 in	0.0 in	Mostly Cloudy
3:53 PM	71 F	34 F	26 %	SW	15 mph	0 mph	29.39 in	0.0 in	Mostly Cloudy

[Click for more weather data](#)

1.1 Final Raw Time Results

Timed Entries: 63

Raw Pos.	Pos.	Class	#	Driver	Car Model	Raw Time	Diff.	From 1st
1	1	z	91	Cameron Goode	2020 Tesla Model 3 White	51.897	0.000	0.000
2	1	h	90	Blake Pomykal	2010 BMW M3 White	54.743	2.846	2.846
3	2	h	82	Matthew Dashiell	2008 BMW M3 Interlagos Blue	55.141	0.398	3.244
4	1	y	21	Brandon Dan	2021 Honda Civic Type R Blue	55.421	0.280	3.524
5	1	g	357	Ron Tsan	2013 BMW M3 White	55.709	0.288	3.812
6	2	z	14	Tim Mason	2019 Ford Shelby GT350 Dumpster O	56.102	0.393	4.205
7	3	h	222	Roshan Iyer	2018 BMW M2 White	56.596	0.494	4.699
8	1	x	3	John Clark	2008 Mazda Miata Red	57.060	0.464	5.163
9	2	y	163	Duston Nixon	2008 Nissan 350Z White	57.105	0.045	5.208
10	2	x	1	Jonathan Altschul	2000 Toyota MR2 Spyder Eyebleed G	57.144	0.039	5.247
11	3	x	199	Kim Whitener	1992 Mazda Miata Blurple	57.194	0.050	5.297
12	4	h	303	Pawel Potera	2016 BMW M3 Silver	57.418	0.224	5.521
13	3	y	5	Joe Wilkinson	2015 Porsche Cayman GTS Red	57.554	0.136	5.657
14	2	g	22	Colin Clarke	2013 BMW M3 White	57.618	0.064	5.721
15	4	y	172	Jerrett Jan	2023 Subaru BRZ Blue	57.717	0.099	5.820
16	1	f	20	Kole Hobbs	2003 BMW Z4 Black	57.731	0.014	5.834
17	3	z	99	David Whitener	Stock Honda Accord	57.817	0.086	5.920
18	4	z	78	Greg Scherer	1978 Pontiac Trans Am, Special ed	58.396	0.579	6.499
19	5	h	31	Aaron Snyder	2007 BMW Z4 M Coupe White	58.500	0.104	6.603
20	4	x	89	Arturo Alarcon	2016 Mazda MX-5 Miata Soul Red	58.691	0.191	6.794
21	5	z	53	James Little	2021 Chevrolet Corvette Red Mist	58.787	0.096	6.890
22	2	f	41	Franco Maras	1999 BMW M3 Dakar Yellow	58.789	0.002	6.892
23	6	z	35	Ivy Chang	2017 Ford Shelby GT350 Plain old	59.003	0.214	7.106
24	5	y	111	Nathan Trinh	2001 Honda S2000 Black	59.439	0.436	7.542
25	7	z	60	Vitalii Miroshnychenko	2022 Tesla Model 3 Performance Wh	59.444	0.005	7.547
26	6	y	15	Michael Wilkinson	2015 Porsche Cayman GTS Red	59.522	0.078	7.625
27	7	y	33	Aqib Kazi	2002 Honda S2000 Silver	59.565	0.043	7.668
28	8	z	69	Gerry Terranova	2010 Honda Accord Black	59.600	0.035	7.703
29	5	x	162	Darryl Paul	1996 Mazda Miata Blue	59.644	0.044	7.747
30	6	x	6	Aaron Best	2001 Mazda Miata Blue	59.662	0.018	7.765
31	9	z	4	Phillip Hanley	2017 Ford GT 350 Gray	59.731	0.069	7.834
32	10	z	95	Kevin Gutierrez	2003 Chevrolet Corvette Yellow	59.737	0.006	7.840
33	3	g	11	Ben Qureshi	2015 BMW M3 Black	59.761	0.024	7.864
34	7	x	17	Aaron Rodriguez	2019 Subaru BRZ Gray	59.837	0.076	7.940
35	8	y	72	Leilane Jan	2023 Subaru BRZ Blue	59.934	0.097	8.037
36	3	f	128	Michael Sherwood	2009 BMW 128i Space Grey	59.967	0.033	8.070
37	9	y	52	Trevor Dahlen	2022 Toyota GR86 Blue	60.235	0.268	8.338
38	1	novice	50	Connor Caldwell	2022 Mazda mx-5 black	60.310	0.075	8.413
39	8	x	66	Sue Anne Rische	2000 Toyota MR2 Spyder Eyebleed G	60.852	0.542	8.955
40	2	novice	44	Braden Caldwell	2020 Subaru STI Black	61.185	0.333	9.288
41	9	x	13	Ryan Hanley	1997 Mazda Miata Blue	61.221	0.036	9.324

Raw Pos.	Pos.	Class	#	Driver	Car Model	Raw Time	Diff.	From 1st
42	10	x	9	Ellie Alarcon	2016 Mazda Miata Soul Red	61.270	0.049	9.373
43	3	novice	30	Carter Caldwell	1986 BMW 325 Red	61.854	0.584	9.957
44	11	z	10	Phillip Craddock	2023 Chevrolet Corvette Red	61.991	0.137	10.094
45	4	novice	88	Brian Woods	2018 Volkswagen Golf R White	62.134	0.143	10.237
46	10	y	45	Brandon Tsan	2012 Mazda Mazdaspeed3 Gray	62.843	0.709	10.946
47	12	z	76	Sam Victor	1998 Chevrolet Corvette Blue	63.146	0.303	11.249
48	5	novice	86	Phillip Adkins	2008 BMW Z4 Roadster Red	63.164	0.018	11.267
49	6	novice	0	Royce Philip	2014 Chevrolet Camaro SS 1LE Blac	63.200	0.036	11.303
50	1	c	437	Luke Hawkins	2010 Mini Base Blue	63.581	0.381	11.684
51	11	x	8	Chris Cheung	2021 Mazda MX-5 Gray	64.377	0.796	12.480
52	7	novice	7	Erin Minton	2002 Acura RSX Silver	65.578	1.201	13.681
53	8	novice	71	Cun Yang	2021 Mazda Miata Gray	66.045	0.467	14.148
54	12	x	28	Alex Cheung	2021 Mazda MX-5 Gray	66.166	0.121	14.269
55	13	z	37	Larry Schaapveld	1996 Chevrolet corvette red	66.370	0.204	14.473
56	1	e	64	Manu Bhatia	2020 BMW m340i Grey	66.999	0.629	15.102
57	9	novice	182	Katherine Dashiell	2008 BMW M3 Interlagos Blue	67.108	0.109	15.211
58	10	novice	152	Scout Wilson	2015 Mitsubishi Lancer evolution	67.281	0.173	15.384
59	11	novice	12	Michael Varner	2008 Subaru Outback Black	68.552	1.271	16.655
60	1	d	2	Thad Prugh	2015 Mini JCW Green/Red	68.929	0.377	17.032
61	12	novice	24	Bryan Abraham	2014 BMW 335i Black	69.591	0.662	17.694
62	13	novice	77	Aldo Ocampo	2002 Acura RSX Silver	70.264	0.673	18.367
63	11	y	141	Geovany Hernandez	2007 Honda S2000 Laguna Blue	75.044	4.780	23.147

1.2 Summary Results

Top time of the day - **51.897** s, average speed of **54.036** mph

Driver: **Cameron Goode**

Car number: **91**, Car: **2020 Tesla Model 3 White**, Class: **Z**

1.2.1 Class C

Pos.	#	Pts	Driver	Car Model	Raw Time	Diff.	From 1st
1	437	10	Luke Hawkins	2010 Mini Base Blue	63.581	0.000	0.000

1.2.2 Class D

Pos.	#	Pts	Driver	Car Model	Raw Time	Diff.	From 1st
1	2	10	Thad Prugh	2015 Mini JCW Green/Red	68.929	0.000	0.000

1.2.3 Class E

Pos.	#	Pts	Driver	Car Model	Raw Time	Diff.	From 1st
1	64	10	Manu Bhatia	2020 BMW m340i Grey	66.999	0.000	0.000

1.2.4 Class F

Pos.	#	Pts	Driver	Car Model	Raw Time	Diff.	From 1st
1	20	10	Kole Hobbs	2003 BMW Z4 Black	57.731	0.000	0.000
2	41	8	Franco Maras	1999 BMW M3 Dakar Yellow	58.789	1.058	1.058
3	128	6	Michael Sherwood	2009 BMW 128i Space Grey	59.967	1.178	2.236

1.2.5 Class G

Pos.	#	Pts	Driver	Car Model	Raw Time	Diff.	From 1st
1	357	10	Ron Tsan	2013 BMW M3 White	55.709	0.000	0.000
2	22	8	Colin Clarke	2013 BMW M3 White	57.618	1.909	1.909
3	11	6	Ben Qureshi	2015 BMW M3 Black	59.761	2.143	4.052

1.2.6 Class H

Pos.	#	Pts	Driver	Car Model	Raw Time	Diff.	From 1st
1	90	10	Blake Pomykal	2010 BMW M3 White	54.743	0.000	0.000
2	82	8	Matthew Dashiell	2008 BMW M3 Interlagos Blue	55.141	0.398	0.398
3	222	6	Roshan Iyer	2018 BMW M2 White	56.596	1.455	1.853
4	303	4	Pawel Potera	2016 BMW M3 Silver	57.418	0.822	2.675
5	31	3	Aaron Snyder	2007 BMW Z4 M Coupe White	58.500	1.082	3.757

1.2.7 Class X

Pos.	#	Pts	Driver	Car Model	Raw Time	Diff.	From 1st
1	3	10	John Clark	2008 Mazda Miata Red	57.060	0.000	0.000
2	1	8	Jonathan Altschul	2000 Toyota MR2 Spyder Eyebleed G	57.144	0.084	0.084
3	199	6	Kim Whitener	1992 Mazda Miata Blurple	57.194	0.050	0.134
4	89	4	Arturo Alarcon	2016 Mazda MX-5 Miata Soul Red	58.691	1.497	1.631
5	162	3	Darryl Paul	1996 Mazda Miata Blue	59.644	0.953	2.584
6	6	2	Aaron Best	2001 Mazda Miata Blue	59.662	0.018	2.602
7	17	1	Aaron Rodriguez	2019 Subaru BRZ Gray	59.837	0.175	2.777
8	66	1	Sue Anne Rische	2000 Toyota MR2 Spyder Eyebleed G	60.852	1.015	3.792
9	13	1	Ryan Hanley	1997 Mazda Miata Blue	61.221	0.369	4.161
10	9	1	Ellie Alarcon	2016 Mazda Miata Soul Red	61.270	0.049	4.210
11	8	1	Chris Cheung	2021 Mazda MX-5 Gray	64.377	3.107	7.317
12	28	1	Alex Cheung	2021 Mazda MX-5 Gray	66.166	1.789	9.106

1.2.8 Class Y

Pos.	#	Pts	Driver	Car Model	Raw Time	Diff.	From 1st
1	21	10	Brandon Dan	2021 Honda Civic Type R Blue	55.421	0.000	0.000
2	163	8	Duston Nixon	2008 Nissan 350Z White	57.105	1.684	1.684
3	5	6	Joe Wilkinson	2015 Porsche Cayman GTS Red	57.554	0.449	2.133
4	172	4	Jerrett Jan	2023 Subaru BRZ Blue	57.717	0.163	2.296
5	111	3	Nathan Trinh	2001 Honda S2000 Black	59.439	1.722	4.018
6	15	2	Michael Wilkinson	2015 Porsche Cayman GTS Red	59.522	0.083	4.101
7	33	1	Aqib Kazi	2002 Honda S2000 Silver	59.565	0.043	4.144
8	72	1	Leilane Jan	2023 Subaru BRZ Blue	59.934	0.369	4.513
9	52	1	Trevor Dahlen	2022 Toyota GR86 Blue	60.235	0.301	4.814
10	45	1	Brandon Tsan	2012 Mazda Mazdaspeed3 Gray	62.843	2.608	7.422
11	141	1	Geovany Hernandez	2007 Honda S2000 Laguna Blue	75.044	12.201	19.623

1.2.9 Class Z

Pos.	#	Pts	Driver	Car Model	Raw Time	Diff.	From 1st
1	91	10	Cameron Goode	2020 Tesla Model 3 White	51.897	0.000	0.000

Pos.	#	Pts	Driver	Car Model	Raw Time	Diff.	From 1st
2	14	8	Tim Mason	2019 Ford Shelby GT350 Dumpster O	56.102	4.205	4.205
3	99	6	David Whitener	Stock Honda Accord	57.817	1.715	5.920
4	78	4	Greg Scherer	1978 Pontiac Trans Am, Special ed	58.396	0.579	6.499
5	53	3	James Little	2021 Chevrolet Corvette Red Mist	58.787	0.391	6.890
6	35	2	Ivy Chang	2017 Ford Shelby GT350 Plain old	59.003	0.216	7.106
7	60	1	Vitalii Miroshnychenko	2022 Tesla Model 3 Performance Wh	59.444	0.441	7.547
8	69	1	Gerry Terranova	2010 Honda Accord Black	59.600	0.156	7.703
9	4	1	Phillip Hanley	2017 Ford GT 350 Gray	59.731	0.131	7.834
10	95	1	Kevin Gutierrez	2003 Chevrolet Corvette Yellow	59.737	0.006	7.840
11	10	1	Phillip Craddock	2023 Chevrolet Corvette Red	61.991	2.254	10.094
12	76	1	Sam Victor	1998 Chevrolet Corvette Blue	63.146	1.155	11.249
13	37	1	Larry Schaapveld	1996 Chevrolet corvette red	66.370	3.224	14.473

1.2.10 Class NOVICE

Pos.	#	Pts	Driver	Car Model	Raw Time	Diff.	From 1st
1	50	10	Connor Caldwell	2022 Mazda mx-5 black	60.310	0.000	0.000
2	44	8	Braden Caldwell	2020 Subaru STI Black	61.185	0.875	0.875
3	30	6	Carter Caldwell	1986 BMW 325 Red	61.854	0.669	1.544
4	88	4	Brian Woods	2018 Volkswagen Golf R White	62.134	0.280	1.824
5	86	3	Phillip Adkins	2008 BMW Z4 Roadster Red	63.164	1.030	2.854
6	0	2	Royce Philip	2014 Chevrolet Camaro SS 1LE Blac	63.200	0.036	2.890
7	7	1	Erin Minton	2002 Acura RSX Silver	65.578	2.378	5.268
8	71	1	Cun Yang	2021 Mazda Miata Gray	66.045	0.467	5.735
9	182	1	Katherine Dashiell	2008 BMW M3 Interlagos Blue	67.108	1.063	6.798
10	152	1	Scout Wilson	2015 Mitsubishi Lancer evolution	67.281	0.173	6.971
11	12	1	Michael Varner	2008 Subaru Outback Black	68.552	1.271	8.242
12	24	1	Bryan Abraham	2014 BMW 335i Black	69.591	1.039	9.281
13	77	1	Aldo Ocampo	2002 Acura RSX Silver	70.264	0.673	9.954

1.3 Final Results

1.3.1 Class C

						Pts	Total	Diff	
1	Luke Hawkins			437	2010 Mini Base Blue				
AM	70.991	66.724	65.042	64.657	63.581	10	63.581	0.000	
PM	64.352+1	67.736	63.848	70.135+dnf	67.945				

1.3.2 Class D

						Pts	Total	Diff	
1	Thad Prugh			2	2015 Mini JCW Green/Red				
AM	76.749	72.860	72.226	71.057	71.090	10	68.929	0.000	
PM	71.649+dnf	70.866+dnf	73.033	70.555	68.929				

1.3.3 Class E

						Pts	Total	Diff	
1	Manu Bhatia			64	2020 BMW m340i Grey				
AM	77.318	70.398	68.837	68.544	67.161	10	66.999	0.000	
PM	67.111+1	71.949	66.999	68.231	67.262				

1.3.4 Class F

						Pts	Total	Diff	
1	Kole Hobbs			20	2003 BMW Z4 Black				
AM	60.720	58.007+1	57.933+1	59.903+2	63.609+dnf	10	57.731	0.000	
PM	57.731	DNR	DNR	DNR	DNR				
2	Franco Maras			41	1999 BMW M3 Dakar Yellow				
AM	62.123	70.966+1	58.464+1	58.909+1	58.872	8	58.789	1.058	
PM	60.347	59.048	58.558+1	58.789	58.944				
3	Michael Sherwood			128	2009 BMW 128i Space Grey				
AM	63.745	63.027	61.240	60.146+1	59.967	6	59.967	1.178	
PM	DNR	DNR	DNR	DNR	DNR				

1.3.5 Class G

						Pts	Total	Diff	
1	Ron Tsan			357	2013 BMW M3 White				
AM	61.062	58.023+dnf	56.132+1	57.066	56.762	10	55.709	0.000	
PM	57.281	63.648	56.164+1	55.709	59.698				
2	Colin Clarke			22	2013 BMW M3 White				
AM	59.149	57.618	57.686	57.387+1	58.248+1	8	57.618	1.909	

PM	58.077+1	58.985+1	58.118	57.990+1	57.782			
3	Ben Qureshi			11	2015 BMW M3 Black			
AM	63.290	61.214	60.817	59.761	59.913	6	59.761	2.143
PM	61.377	60.894	61.770+1	60.260	60.508			

1.3.6 Class H

						Pts	Total	Diff
1	Blake Pomykal			90	2010 BMW M3 White			
AM	58.088	56.321+1	56.141	55.312	56.514	10	54.743	0.000
PM	56.091	55.215	55.392+	64.863+dnf	54.743			
2	Matthew Dashiell			82	2008 BMW M3 Interlagos Blue			
AM	60.545	57.230	56.475	57.144	55.901	8	55.141	0.398
PM	55.491+1	55.394	55.377+1	55.141	55.534			
3	Roshan Iyer			222	2018 BMW M2 White			
AM	64.339	58.296+1	57.047+1	57.019	56.705	6	56.596	1.455
PM	61.350+1	58.593	56.886+2	56.953+1	56.596			
4	Pawel Potera			303	2016 BMW M3 Silver			
AM	61.116+1	58.638	57.943+2	57.418	57.329+1	4	57.418	0.822
PM	58.934	58.643	57.794	DNR	DNR			
5	Aaron Snyder			31	2007 BMW Z4 M Coupe White			
AM	61.813	59.225+1	58.448+1	58.245+2	58.954	3	58.500	1.082
PM	60.647+3	58.883	58.584	58.460+1	57.500+1			

1.3.7 Class X

						Pts	Total	Diff
1	John Clark			3	2008 Mazda Miata Red			
AM	58.643	60.383+1	57.197	56.963+1	56.816+1	10	57.060	0.000
PM	57.799	57.071+2	57.135+1	64.822+dnf	57.060			
2	Jonathan Altschul			1	2000 Toyota MR2 Spyder Eyebleed Green			
AM	60.953	59.256	59.321	57.602	58.024	8	57.144	0.084
PM	58.176	63.355+dnf	57.354+1	57.144	56.523+2			
3	Kim Whitener			199	1992 Mazda Miata Blurple			
AM	59.988	59.510	57.508	56.324+1	57.075+1	6	57.194	0.050
PM	58.608	57.194	57.269	57.209	57.205			
4	Arturo Alarcon			89	2016 Mazda MX-5 Miata Soul Red			
AM	73.174	70.893	64.660	62.490	60.900	4	58.691	1.497
PM	60.677	59.194+1	58.968	58.691	59.139			
5	Darryl Paul			162	1996 Mazda Miata Blue			
AM	62.684	61.252+dnf	60.241+dnf	60.388+2	59.644	3	59.644	0.953
PM	60.706+2	60.111	59.854+1	59.857+2	60.092			
6	Aaron Best			6	2001 Mazda Miata Blue			
AM	63.326+dnf	61.164+3	63.663+3	60.911+3	59.881+1	2	59.662	0.018
PM	60.313	60.284	59.778	59.662	59.754			
7	Aaron Rodriguez			17	2019 Subaru BRZ Gray			

AM	60.123	61.925	60.862	60.660	59.837	1	59.837	0.175
PM	61.702+1	60.663	60.707+dnf	62.372	61.537+dnf			
8	Sue Anne Rische			66	2000 Toyota MR2 Spyder Eyebleed Green			
AM	71.807+2	61.829+1	61.279	60.852	60.695+2	1	60.852	1.015
PM	76.663+1	61.260+1	61.821	60.383+2	61.916+2			
9	Ryan Hanley			13	1997 Mazda Miata Blue			
AM	66.396	88.281	64.965	62.540+1	63.043+1	1	61.221	0.369
PM	63.575+1	61.391	61.371	61.021+1	61.221			
10	Ellie Alarcon			9	2016 Mazda Miata Soul Red			
AM	68.761+2	63.696	62.798+1	62.057+1	63.075	1	61.270	0.049
PM	71.939	63.050	61.270	62.394	60.693+1			
11	Chris Cheung			8	2021 Mazda MX-5 Gray			
AM	66.321	65.582	64.601+1	69.122	64.652	1	64.377	3.107
PM	66.661	64.962+dnf	64.377	64.998	64.494			
12	Alex Cheung			28	2021 Mazda MX-5 Gray			
AM	76.812	72.906	69.394	71.792+1	70.132+1	1	66.166	1.789
PM	68.295+2	68.454	67.795	67.299+dnf	66.166			

1.3.8 Class Y

						Pts	Total	Diff
1	Brandon Dan			21	2021 Honda Civic Type R Blue			
AM	57.647+2	55.762+1	55.246+1	54.913+2	55.714	10	55.421	0.000
PM	55.623	55.468+1	55.421	55.640+1	55.317+1			
2	Duston Nixon			163	2008 Nissan 350Z White			
AM	61.220	58.088	58.139+1	57.105	57.760+dnf	8	57.105	1.684
PM	58.993	57.404+dnf	57.673	56.789+1	57.144			
3	Joe Wilkinson			5	2015 Porsche Cayman GTS Red			
AM	62.393	59.974	59.465	58.154	58.767	6	57.554	0.449
PM	58.930	57.554	57.838	58.204	63.303			
4	Jerrett Jan			172	2023 Subaru BRZ Blue			
AM	60.600+2	58.577+1	61.975+dnf	58.568	58.195	4	57.717	0.163
PM	58.329	58.120	58.924+2	58.953	57.717			
5	Nathan Trinh			111	2001 Honda S2000 Black			
AM	62.869+1	61.684	62.050	59.499	70.396	3	59.439	1.722
PM	62.964+dnf	60.428+2	59.928	60.269+1	59.439			
6	Michael Wilkinson			15	2015 Porsche Cayman GTS Red			
AM	64.176	72.267	64.518	63.305	62.351	2	59.522	0.083
PM	69.914	63.882	61.630	60.430	59.522			
7	Aqib Kazi			33	2002 Honda S2000 Silver			
AM	75.535	63.220	62.874	60.173	59.565+	1	59.565	0.043
PM	62.787	60.057	60.079	59.845+	60.680+1			
8	Leilane Jan			72	2023 Subaru BRZ Blue			
AM	60.683+1	61.078+1	59.934	61.124+1	60.744	1	59.934	0.369
PM	63.201	60.842+1	60.877+1	60.662	60.772+1			
9	Trevor Dahlen			52	2022 Toyota GR86 Blue			
AM	65.143+dnf	68.223	63.593	61.800+dnf	62.864	1	60.235	0.301

PM	62.851+1	62.787	65.614	62.036	60.235			
10	Brandon Tsan			45	2012 Mazda Mazdaspeed3 Gray			
AM	70.385	67.293	70.943	66.253	66.013	1	62.843	2.608
PM	66.661	64.708	68.339	64.990	62.843			
11	Geovany Hernandez			141	2007 Honda S2000 Laguna Blue			
AM	73.044+2	100.576+dnf	DNR	DNR	DNR	1	75.044	12.201
PM	DNR	DNR	DNR	DNR	DNR			

1.3.9 Class Z

						Pts	Total	Diff
1	Cameron Goode			91	2020 Tesla Model 3 White			
AM	54.203+1	52.511+	51.897	53.160	51.944	10	51.897	0.000
PM	51.917+1	51.621+4	DNR	DNR	DNR			
2	Tim Mason			14	2019 Ford Shelby GT350 Dumpster Orange			
AM	67.856+1	56.698+3	55.776+1	56.276	56.339	8	56.102	4.205
PM	57.056+1	56.593	56.105	56.102	999.999+off			
3	David Whitener			99	Stock Honda Accord			
AM	62.379	59.358	59.195	58.423	57.797+2	6	57.817	1.715
PM	58.617	58.385+	58.067+2	58.090+1	57.817			
4	Greg Scherer			78	1978 Pontiac Trans Am, Special edition			
AM	69.444	63.595	61.623	60.073	62.832+dnf	4	58.396	0.579
PM	60.504	59.315	58.396	58.775	61.113+dnf			
5	James Little			53	2021 Chevrolet Corvette Red Mist			
AM	63.721+1	59.941	59.183+1	67.096	60.081	3	58.787	0.391
PM	59.482+1	59.574+1	58.793	58.787	58.013+1			
6	Ivy Chang			35	2017 Ford Shelby GT350 Plain old white			
AM	62.997+dnf	73.535+dnf	61.804	60.405+1	60.185	2	59.003	0.216
PM	61.461+1	59.331+1	59.539	59.837	59.003			
7	Vitalii Miroshnychenko			60	2022 Tesla Model 3 Performance White			
AM	68.208	63.215+1	62.253	62.046	63.796	1	59.444	0.441
PM	62.883	60.669	60.095	59.444	59.492			
8	Gerry Terranova			69	2010 Honda Accord Black			
AM	61.531+1	61.624+1	58.922+1	68.111+dnf	59.990+dnf	1	59.600	0.156
PM	60.245+1	59.685+dnf	58.652+2	59.600	58.322+2			
9	Phillip Hanley			4	2017 Ford GT 350 Gray			
AM	68.317	65.693+dnf	64.426+dnf	63.042+dnf	62.213	1	59.731	0.131
PM	63.834+1	62.269	61.884+dnf	60.098	59.731			
10	Kevin Gutierrez			95	2003 Chevrolet Corvette Yellow			
AM	69.345	65.916	62.728	61.932	72.725	1	59.737	0.006
PM	62.292	61.776	60.304	59.980	59.737			
11	Phillip Craddock			10	2023 Chevrolet Corvette Red			
AM	60.991+1	DNR	DNR	DNR	DNR	1	61.991	2.254
PM	DNR	DNR	DNR	DNR	DNR			
12	Sam Victor			76	1998 Chevrolet Corvette Blue			
AM	71.585+dnf	65.538	65.566+1	65.297	62.704+1	1	63.146	1.155
PM	63.219+2	61.564+dnf	63.653+2	63.146	63.838			

13	Larry Schaapveld			37	1996 Chevrolet corvette red			
AM	72.581	67.692	67.853	67.740	70.310	1	66.370	3.224
PM	68.083	66.352+dnf	68.817	66.403	66.370			

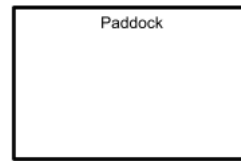
1.3.10 Class NOVICE

						Pts	Total	Diff
1	Connor Caldwell			50	2022 Mazda mx-5 black			
AM	62.452+dnf	64.550+1	83.922+1	62.603+dnf	62.354+1	10	60.310	0.000
PM	64.746	62.832	61.074	60.310	60.901+1			
2	Braden Caldwell			44	2020 Subaru STI Black			
AM	65.859	63.472	63.069	68.422	62.038	8	61.185	0.875
PM	63.225+dnf	70.311+dnf	61.595	61.885+1	61.185			
3	Carter Caldwell			30	1986 BMW 325 Red			
AM	64.325+dnf	61.422+dnf	60.809+dnf	72.354	65.522+2	6	61.854	0.669
PM	64.276+1	62.767	62.188	61.854	62.184+1			
4	Brian Woods			88	2018 Volkswagen Golf R White			
AM	71.462+dnf	74.718	64.742+dnf	67.318	62.134	4	62.134	0.280
PM	70.345	75.049+dnf	63.138	71.304+dnf	DNR			
5	Phillip Adkins			86	2008 BMW Z4 Roadster Red			
AM	75.568	65.997	65.364	63.273+2	63.164	3	63.164	1.030
PM	DNR	DNR	DNR	DNR	DNR			
6	Royce Philip			0	2014 Chevrolet Camaro SS 1LE Black			
AM	78.739	73.152	70.285	67.719	67.815	2	63.200	0.036
PM	66.183	66.582	64.892	63.572	63.200			
7	Erin Minton			7	2002 Acura RSX Silver			
AM	70.222	68.456+dnf	68.333	65.578	66.216	1	65.578	2.378
PM	DNR	DNR	DNR	DNR	DNR			
8	Cun Yang			71	2021 Mazda Miata Gray			
AM	74.496+dnf	67.396+dnf	64.881+dnf	74.574+dnf	66.438+dnf	1	66.045	0.467
PM	67.329	69.720+dnf	75.982+2	66.982+1	66.045			
9	Katherine Dashiell			182	2008 BMW M3 Interlagos Blue			
AM	81.961	73.176	71.247+1	69.237	68.938+1	1	67.108	1.063
PM	71.495	68.948	67.380+1	67.108	67.069+1			
10	Scout Wilson			152	2015 Mitsubishi Lancer evolution Red			
AM	83.041	78.898	73.387	70.331	71.189	1	67.281	0.173
PM	70.858	72.733+dnf	68.870	67.611	67.281			
11	Michael Varner			12	2008 Subaru Outback Black			
AM	88.277	77.269	73.586+dnf	72.565	70.328	1	68.552	1.271
PM	72.734	70.750	70.268	69.680	68.552			
12	Bryan Abraham			24	2014 BMW 335i Black			
AM	89.960+dnf	87.216	70.199+dnf	76.345+dnf	75.833	1	69.591	1.039
PM	82.025+dnf	74.794	72.784+1	71.035	69.591			
13	Aldo Ocampo			77	2002 Acura RSX Silver			
AM	73.392	70.575	70.264	71.856+1	73.587	1	70.264	0.673
PM	DNR	DNR	DNR	DNR	DNR			

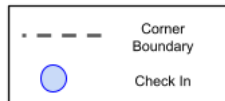
2 Autocross #2



Lone Star BMW CCA
Autocross
March 5th, 2023
Lone Star Park
Live Timing -
autox.lscbmwcca.org



From Beltline Rd, enter at most southern entry (Gates 3/4/5, Lone Star Parkway) and continue to Gate 5/Pollock Pl. Take a left on Pollock. Take a left into second parking lot.



Registration at motorsportreg.com.
More information at
<http://www.lscbmwcca.org/autocross.html>.



Onsite Sign Up is not available.

Course length: 3630.0 feet (1106.42 m)

Time	Temp	DwPt	Hum	Wind	Speed	Gust	Press	Prcp	Conditions
8:53 AM	63 F	51 F	65 %	S	17 mph	0 mph	29.38 in	0.0 in	Fair
9:53 AM	68 F	49 F	50 %	S	18 mph	30 mph	29.40 in	0.0 in	Fair
10:53 AM	72 F	47 F	41 %	S	24 mph	31 mph	29.40 in	0.0 in	Fair / Windy
11:53 AM	73 F	47 F	39 %	S	23 mph	32 mph	29.39 in	0.0 in	Fair / Windy
12:53 PM	76 F	46 F	35 %	S	24 mph	33 mph	29.35 in	0.0 in	Fair / Windy
1:53 PM	76 F	46 F	35 %	S	22 mph	31 mph	29.30 in	0.0 in	Partly Cloudy / Windy
2:53 PM	78 F	47 F	33 %	S	23 mph	30 mph	29.29 in	0.0 in	Mostly Cloudy / Windy
3:53 PM	78 F	48 F	35 %	S	23 mph	32 mph	29.26 in	0.0 in	Mostly Cloudy / Windy

[Click for more weather data](#)

2.1 Final Raw Time Results

#2 - Mar 5 2023 - Sun 03-05-2023

Timed Entries: 65

Raw Pos.	Pos.	Class	#	Driver	Car Model	Raw Time	Diff.	From 1st
1	1	z	113	Jeremy Foley	2008 Chevrolet Z06 Yellow	53.319	0.000	0.000
2	2	z	131	Cameron Goode	2008 Corvette White	54.918	1.599	1.599
3	1	x	3	John Clark	2008 Mazda Miata Red	55.192	0.274	1.873
4	3	z	27	David Whitener	2016 Mazda MX5 White	55.848	0.656	2.529
5	1	h	82	Matthew Dashiell	2008 BMW M3 Interlagos Blue	56.474	0.626	3.155
6	2	x	1	Jonathan Altschul	2000 Toyota MR2 Spyder Eyebleed G	56.670	0.196	3.351
7	1	g	357	Ron Tsan	2013 BMW M3 White	57.190	0.520	3.871
8	1	y	111	Brandon Dan	2021 Honda Civic Type R Blue	57.233	0.043	3.914
9	3	x	199	Kim Whitener	1992 Mazda Miata Blurple	57.340	0.107	4.021
10	2	y	97	Orion Martinez	2022 Subaru BRZ Silver	57.481	0.141	4.162
11	2	g	39	Ricardo L. Negron Marrero	2009 BMW 335i Alpine White	57.565	0.084	4.246
12	4	z	114	Tim Mason	2019 Ford Shelby GT350 Dumpster O	57.788	0.223	4.469
13	4	x	89	Arturo Alarcon	2016 Mazda MX-5 Miata Soul Red	58.049	0.261	4.730
14	5	x	38	Daniel Rowland	2013 Scion FRS BLUE	58.351	0.302	5.032
15	3	g	22	Colin Clarke	2013 BMW M3 White	58.354	0.003	5.035
16	1	f	41	Franco Maras	1999 BMW M3 Dakar Yellow	58.843	0.489	5.524
17	2	h	303	Pawel Potera	2016 BMW M3 Silver	58.846	0.003	5.527
18	3	h	222	Roshan Iyer	2018 BMW M2 White	59.190	0.344	5.871
19	3	y	172	Jerrett Jan	2023 Subaru BRZ Blue	59.196	0.006	5.877
20	4	y	52	John Wilson	2016 Nissan 370z Red	59.347	0.151	6.028
21	5	y	32	Michael Davis	2022 Toyota GR86 Blue	59.361	0.014	6.042
22	5	z	44	Ryan Hanley	2017 Ford GT350 grey	59.464	0.103	6.145
23	6	z	133	Chad Douglass	2004 Chevrolet Corvette Z06 Silve	59.552	0.088	6.233
24	4	g	11	Ben Qureshi	2015 BMW M3 Black	59.795	0.243	6.476
25	2	f	21	Kole Hobbs	2003 BMW Z4 Black	59.908	0.113	6.589
26	6	x	99	Sue Anne Rische	1989 Honda Civic Si Yes	60.317	0.409	6.998
27	6	y	135	Gary Kramar	2023 Subaru BRZ White	60.416	0.099	7.097
28	7	y	118	Kevin Ceron	2012 Volvo C30 Red	60.771	0.355	7.452
29	7	z	60	Vitalii Miroshnychenko	2022 Tesla Model 3 Performance Wh	60.912	0.141	7.593
30	1	l	9	Ellie Alarcon	2016 Mazda Miata Soul Red	60.946	0.034	7.627
31	8	z	35	Ivy Chang	2017 Ford Shelby GT350 Plain old	60.950	0.004	7.631
32	1	novice	23	Brayanth Gomez	2021 Ford Mustang gt Gray	61.253	0.303	7.934
33	2	novice	20	Yuki Tsutsumi	2004 BMW 325ci Silver	61.393	0.140	8.074
34	8	y	119	Brad McCann	2012 Volvo C30 Red	61.408	0.015	8.089
35	3	f	57	Adam Zastrow	2002 BMW 330i Silver	61.679	0.271	8.360
36	5	g	53	David Mikels	2016 BMW M2 Alpine White	61.757	0.078	8.438
37	9	z	4	Phillip Hanley	2017 Ford GT 350 Gray	61.869	0.112	8.550
38	3	novice	55	Maddox Duke	2016 Mazda Mx5 Miata White	61.897	0.028	8.578
39	7	x	17	Aaron Rodriguez	2019 Subaru BRZ Gray	61.921	0.024	8.602
40	4	novice	29	Kevin Punnoose	2007 Honda S2000 Red	62.547	0.626	9.228
41	5	novice	16	John Guerra	2001 BMW 325i Silver	62.641	0.094	9.322

Raw Pos.	Pos.	Class	#	Driver	Car Model	Raw Time	Diff.	From 1st
42	6	novice	66	Chris Phillips	Chevrolet Camaro ss 1le Shock	63.711	1.070	10.392
43	7	novice	0	Royce Philip	2014 Chevrolet Camaro SS 1LE Blac	63.752	0.041	10.433
44	8	novice	81	Cun Yang	2021 Mazda Miata Gray	64.026	0.274	10.707
45	9	y	71	Danny Mehl	Volkswagen GTI black	64.028	0.002	10.709
46	1	d	2	Thad Prugh	2015 Mini JCW Green/Red	64.339	0.311	11.020
47	8	x	8	Chris Cheung	2021 Mazda MX-5 Gray	64.390	0.051	11.071
48	9	novice	25	Bonny George	2008 Lexus IS F Black	65.121	0.731	11.802
49	10	novice	14	Jacob Tsutsumi	2004 BMW 325ci Silver	65.160	0.039	11.841
50	11	novice	152	Scout Wilson	2015 Mitsubishi Lancer evolution	65.207	0.047	11.888
51	10	y	45	Brandon Tsan	Mazdaspeed3 Silver	65.213	0.006	11.894
52	1	c	437	Luke Hawkins	2010 Mini Base Blue	65.392	0.179	12.073
53	12	novice	69	Kurt Espinosa	2008 Mini Clubman s Blue	65.645	0.253	12.326
54	13	novice	18	Philip Pottinger	2012 Lexus IS350 Grey	66.252	0.607	12.933
55	4	h	128	Tyler Sanford	2017 BMW M3 Black	66.494	0.242	13.175
56	14	novice	15	Isac Perkins	2000 Honda Civic Green	67.052	0.558	13.733
57	15	novice	13	Luis Arroyo	2013 Scion Fr-s Black	67.281	0.229	13.962
58	9	x	28	Alex Cheung	2021 Mazda MX-5 Gray	67.588	0.307	14.269
59	16	novice	281	Katherine Dashiell	2008 BMW M3 Interlagos Blue	67.702	0.114	14.383
60	17	novice	93	Aaron Thomas	2016 BMW 340i White	67.799	0.097	14.480
61	18	novice	12	Harrison Ormes	2020 Mazda Mx-5 Gray	68.361	0.562	15.042
62	10	z	73	John Loflin	2017 Chevrolet SS Sedan White	68.578	0.217	15.259
63	19	novice	444	Madeleine Sarkessian	2023 Chevrolet Camaro ZL1 1LE Whi	70.457	1.879	17.138
64	20	novice	51	Maitray Raval	2013 Lexus Is250 Silver	70.539	0.082	17.220
65	21	novice	77	Joe Davies	2018 BMW 440i Black	71.176	0.637	17.857

2.2 Summary Results

Top time of the day - **53.319** s, average speed of **46.419** mph

Driver: **Jeremy Foley**

Car number: **113**, Car: **2008 Chevrolet Z06 Yellow**, Class: **Z**

2.2.1 Class L

Pos.	#	Pts	Driver	Car Model	Raw Time	Diff.	From 1st
1	9	10	Ellie Alarcon	2016 Mazda Miata Soul Red	60.946	0.000	0.000

2.2.2 Class C

Pos.	#	Pts	Driver	Car Model	Raw Time	Diff.	From 1st
1	437	10	Luke Hawkins	2010 Mini Base Blue	65.392	0.000	0.000

2.2.3 Class D

Pos.	#	Pts	Driver	Car Model	Raw Time	Diff.	From 1st
1	2	10	Thad Prugh	2015 Mini JCW Green/Red	64.339	0.000	0.000

2.2.4 Class F

Pos.	#	Pts	Driver	Car Model	Raw Time	Diff.	From 1st
1	41	10	Franco Maras	1999 BMW M3 Dakar Yellow	58.843	0.000	0.000
2	21	8	Kole Hobbs	2003 BMW Z4 Black	59.908	1.065	1.065
3	57	6	Adam Zastrow	2002 BMW 330i Silver	61.679	1.771	2.836

2.2.5 Class G

Pos.	#	Pts	Driver	Car Model	Raw Time	Diff.	From 1st
1	357	10	Ron Tsan	2013 BMW M3 White	57.190	0.000	0.000
2	39	8	Ricardo L. Negron Marrero	2009 BMW 335i Alpine White	57.565	0.375	0.375
3	22	6	Colin Clarke	2013 BMW M3 White	58.354	0.789	1.164
4	11	4	Ben Qureshi	2015 BMW M3 Black	59.795	1.441	2.605
5	53	3	David Mikels	2016 BMW M2 Alpine White	61.757	1.962	4.567

2.2.6 Class H

Pos.	#	Pts	Driver	Car Model	Raw Time	Diff.	From 1st
1	82	10	Matthew Dashiell	2008 BMW M3 Interlagos Blue	56.474	0.000	0.000
2	303	8	Pawel Potera	2016 BMW M3 Silver	58.846	2.372	2.372
3	222	6	Roshan Iyer	2018 BMW M2 White	59.190	0.344	2.716
4	128	4	Tyler Sanford	2017 BMW M3 Black	66.494	7.304	10.020

2.2.7 Class X

Pos.	#	Pts	Driver	Car Model	Raw Time	Diff.	From 1st
1	3	10	John Clark	2008 Mazda Miata Red	55.192	0.000	0.000
2	1	8	Jonathan Altschul	2000 Toyota MR2 Spyder Eyebleed G	56.670	1.478	1.478
3	199	6	Kim Whitener	1992 Mazda Miata Blurple	57.340	0.670	2.148
4	89	4	Arturo Alarcon	2016 Mazda MX-5 Miata Soul Red	58.049	0.709	2.857
5	38	3	Daniel Rowland	2013 Scion FRS BLUE	58.351	0.302	3.159
6	99	2	Sue Anne Rische	1989 Honda Civic Si Yes	60.317	1.966	5.125
7	17	1	Aaron Rodriguez	2019 Subaru BRZ Gray	61.921	1.604	6.729
8	8	1	Chris Cheung	2021 Mazda MX-5 Gray	64.390	2.469	9.198
9	28	1	Alex Cheung	2021 Mazda MX-5 Gray	67.588	3.198	12.396

2.2.8 Class Y

Pos.	#	Pts	Driver	Car Model	Raw Time	Diff.	From 1st
1	111	10	Brandon Dan	2021 Honda Civic Type R Blue	57.233	0.000	0.000
2	97	8	Orion Martinez	2022 Subaru BRZ Silver	57.481	0.248	0.248
3	172	6	Jerrett Jan	2023 Subaru BRZ Blue	59.196	1.715	1.963
4	52	4	John Wilson	2016 Nissan 370z Red	59.347	0.151	2.114
5	32	3	Michael Davis	2022 Toyota GR86 Blue	59.361	0.014	2.128
6	135	2	Gary Kramar	2023 Subaru BRZ White	60.416	1.055	3.183
7	118	1	Kevin Ceron	2012 Volvo C30 Red	60.771	0.355	3.538
8	119	1	Brad McCann	2012 Volvo C30 Red	61.408	0.637	4.175
9	71	1	Danny Mehl	Volkswagen GTI black	64.028	2.620	6.795
10	45	1	Brandon Tsan	Mazdaspeed3 Silver	65.213	1.185	7.980

2.2.9 Class Z

Pos.	#	Pts	Driver	Car Model	Raw Time	Diff.	From 1st
1	113	10	Jeremy Foley	2008 Chevrolet Z06 Yellow	53.319	0.000	0.000
2	131	8	Cameron Goode	2008 Corvette White	54.918	1.599	1.599
3	27	6	David Whitener	2016 Mazda MX5 White	55.848	0.930	2.529

Pos.	#	Pts	Driver	Car Model	Raw Time	Diff.	From 1st
4	114	4	Tim Mason	2019 Ford Shelby GT350 Dumpster O	57.788	1.940	4.469
5	44	3	Ryan Hanley	2017 Ford GT350 grey	59.464	1.676	6.145
6	133	2	Chad Douglass	2004 Chevrolet Corvette Z06 Silve	59.552	0.088	6.233
7	60	1	Vitalii Miroshnychenko	2022 Tesla Model 3 Performance Wh	60.912	1.360	7.593
8	35	1	Ivy Chang	2017 Ford Shelby GT350 Plain old	60.950	0.038	7.631
9	4	1	Phillip Hanley	2017 Ford GT 350 Gray	61.869	0.919	8.550
10	73	1	John Loflin	2017 Chevrolet SS Sedan White	68.578	6.709	15.259

2.2.10 Class NOVICE

Pos.	#	Pts	Driver	Car Model	Raw Time	Diff.	From 1st
1	23	10	Brayanth Gomez	2021 Ford Mustang gt Gray	61.253	0.000	0.000
2	20	8	Yuki Tsutsumi	2004 BMW 325ci Silver	61.393	0.140	0.140
3	55	6	Maddox Duke	2016 Mazda Mx5 Miata White	61.897	0.504	0.644
4	29	4	Kevin Punnoose	2007 Honda S2000 Red	62.547	0.650	1.294
5	16	3	John Guerra	2001 BMW 325i Silver	62.641	0.094	1.388
6	66	2	Chris Phillips	Chevrolet Camaro ss 1le Shock	63.711	1.070	2.458
7	0	1	Royce Philip	2014 Chevrolet Camaro SS 1LE Blac	63.752	0.041	2.499
8	81	1	Cun Yang	2021 Mazda Miata Gray	64.026	0.274	2.773
9	25	1	Bonny George	2008 Lexus IS F Black	65.121	1.095	3.868
10	14	1	Jacob Tsutsumi	2004 BMW 325ci Silver	65.160	0.039	3.907
11	152	1	Scout Wilson	2015 Mitsubishi Lancer evolution	65.207	0.047	3.954
12	69	1	Kurt Espinosa	2008 Mini Clubman s Blue	65.645	0.438	4.392
13	18	1	Philip Pottinger	2012 Lexus IS350 Grey	66.252	0.607	4.999
14	15	1	Isac Perkins	2000 Honda Civic Green	67.052	0.800	5.799
15	13	1	Luis Arroyo	2013 Scion Fr-s Black	67.281	0.229	6.028
16	281	1	Katherine Dashiell	2008 BMW M3 Interlagos Blue	67.702	0.421	6.449
17	93	1	Aaron Thomas	2016 BMW 340i White	67.799	0.097	6.546
18	12	1	Harrison Ormes	2020 Mazda Mx-5 Gray	68.361	0.562	7.108
19	444	1	Madeleine Sarkessian	2023 Chevrolet Camaro ZL1 1LE Whi	70.457	2.096	9.204
20	51	1	Maitray Raval	2013 Lexus Is250 Silver	70.539	0.082	9.286
21	77	1	Joe Davies	2018 BMW 440i Black	71.176	0.637	9.923

2.3 Final Results

2.3.1 Class L

						Pts	Total	Diff
1	Ellie Alarcon			9	2016 Mazda Miata Soul Red			
AM	64.451	62.525	61.542	67.194+1	60.946	10	60.946	0.000
PM	62.564	61.012	61.037	71.512	68.651			

2.3.2 Class C

						Pts	Total	Diff
1	Luke Hawkins			437	2010 Mini Base Blue			
AM	77.154	70.202	71.489	68.393	66.611	10	65.392	0.000
PM	66.944+dnf	65.392	65.791+1	66.186	65.657			

2.3.3 Class D

						Pts	Total	Diff
1	Thad Prugh			2	2015 Mini JCW Green/Red			
AM	69.332+dnf	65.468+dnf	67.295	65.296	63.339+1	10	64.339	0.000
PM	67.263	65.713	65.746+1	65.103+1	65.064			

2.3.4 Class F

						Pts	Total	Diff
1	Franco Maras			41	1999 BMW M3 Dakar Yellow			
AM	65.865+1	60.668+dnf	59.676	58.933	59.842	10	58.843	0.000
PM	60.392	60.738	59.203	58.843	59.150			
2	Kole Hobbs			21	2003 BMW Z4 Black			
AM	60.564+2	60.255	58.933+2	58.908+1	66.522+1	8	59.908	1.065
PM	62.110+1	63.289+2	DNR	DNR	DNR			
3	Adam Zastrow			57	2002 BMW 330i Silver			
AM	64.907	63.245+2	62.415+1	61.503+2	61.338+2	6	61.679	1.771
PM	63.052	62.189+1	62.577+1	61.188+1	60.679+1			

2.3.5 Class G

						Pts	Total	Diff
1	Ron Tsan			357	2013 BMW M3 White			
AM	60.352	58.093+1	57.190	57.490	57.365	10	57.190	0.000
PM	59.722	57.622+1	57.333	57.281	57.461			
2	Ricardo L. Negron Marrero			39	2009 BMW 335i Alpine White			
AM	59.739+1	63.626+1	58.455	58.519+1	59.032+dnf	8	57.565	0.375

PM	57.565	61.084	58.837+1	57.918+1	57.833+1			
3	Colin Clarke			22	2013 BMW M3 White			
AM	61.680+1	60.474+1	58.675	58.905	59.000	6	58.354	0.789
PM	59.828	58.354	58.383+1	58.016+1	58.458+2			
4	Ben Qureshi			11	2015 BMW M3 Black			
AM	60.478	60.318	59.795	60.606+2	59.862	4	59.795	1.441
PM	69.265	DNR	DNR	DNR	DNR			
5	David Mikels			53	2016 BMW M2 Alpine White			
AM	66.162+1	65.207+1	63.789	63.792	62.137	3	61.757	1.962
PM	62.703	61.757	62.247+1	62.646	61.835			

2.3.6 Class H

						Pts	Total	Diff
1	Matthew Dashiell			82	2008 BMW M3 Interlagos Blue			
AM	56.948+1	57.458	56.676	56.529	56.474	10	56.474	0.000
PM	56.953	56.808	57.427+1	DNR	DNR			
2	Pawel Potera			303	2016 BMW M3 Silver			
AM	61.209+1	59.811	59.053+2	58.797+1	58.938+1	8	58.846	2.372
PM	60.979	59.186+2	59.630	58.857	58.846			
3	Roshan Iyer			222	2018 BMW M2 White			
AM	73.755	63.822	60.939+1	60.470+1	62.858+dnf	6	59.190	0.344
PM	60.940	64.971+dnf	59.769+1	59.633+1	59.190			
4	Tyler Sanford			128	2017 BMW M3 Black			
AM	81.609+dnf	76.631+1	67.044+1	66.957+1	69.258+2	4	66.494	7.304
PM	66.086+2	66.366+2	66.494	68.053+dnf	69.563			

2.3.7 Class X

						Pts	Total	Diff
1	John Clark			3	2008 Mazda Miata Red			
AM	56.334+1	55.965	55.983	55.765	55.490+1	10	55.192	0.000
PM	55.905+1	55.753	55.522+2	55.192	55.002+2			
2	Jonathan Altschul			1	2000 Toyota MR2 Spyder Eyebleed Green			
AM	60.548	58.929	57.128+1	57.887+1	56.452+1	8	56.670	1.478
PM	58.938	56.904	57.291	57.171+1	56.670			
3	Kim Whitener			199	1992 Mazda Miata Blurple			
AM	60.230	58.840+1	57.922	57.440	57.980	6	57.340	0.670
PM	58.221	58.139	57.949+1	57.542	57.340			
4	Arturo Alarcon			89	2016 Mazda MX-5 Miata Soul Red			
AM	61.487	59.052	58.202	58.134	57.655+1	4	58.049	0.709
PM	58.049	57.676+1	58.088+1	58.380	58.253+1			
5	Daniel Rowland			38	2013 Scion FRS BLUE			
AM	64.792+dnf	61.052	60.334	60.374	59.619	3	58.351	0.302
PM	61.340+dnf	59.237+1	58.532	58.351	58.682			
6	Sue Anne Rische			99	1989 Honda Civic Si Yes			

AM	62.708	70.873	62.156+1	60.317	60.454	2	60.317	1.966
PM	62.631+1	61.703+3	62.276+2	62.679+5	59.396+1			
7	Aaron Rodriguez			17	2019 Subaru BRZ Gray			
AM	63.289+1	63.400	62.661	62.689+1	63.506+2	1	61.921	1.604
PM	70.105+1	62.929	61.921	63.339+1	63.163+1			
8	Chris Cheung			8	2021 Mazda MX-5 Gray			
AM	68.336	65.784+1	66.095	66.423	65.581	1	64.390	2.469
PM	68.398	67.080	65.297+1	65.762	64.390			
9	Alex Cheung			28	2021 Mazda MX-5 Gray			
AM	76.819+dnf	73.870	71.793	69.718+dnf	70.490+1	1	67.588	3.198
PM	70.566	70.414	69.086	67.311+3	67.588			

2.3.8 Class Y

						Pts	Total	Diff
1	Brandon Dan			111	2021 Honda Civic Type R Blue			
AM	58.947+dnf	56.609+1	57.203+1	57.353+1	57.233	10	57.233	0.000
PM	DNR	DNR	DNR	DNR	DNR			
2	Orion Martinez			97	2022 Subaru BRZ Silver			
AM	60.908	60.084+1	57.806+1	57.406+2	58.350	8	57.481	0.248
PM	58.860+4	57.481	58.434	58.182+1	57.859+1			
3	Jerrett Jan			172	2023 Subaru BRZ Blue			
AM	59.117+dnf	58.601+1	59.403+1	58.883+1	58.329+1	6	59.196	1.715
PM	59.190+1	59.279	59.016+1	59.196	58.988+3			
4	John Wilson			52	2016 Nissan 370z Red			
AM	64.499+1	61.084	60.802	65.907+dnf	59.964	4	59.347	0.151
PM	61.259	61.241+1	59.342+2	59.347	60.310+dnf			
5	Michael Davis			32	2022 Toyota GR86 Blue			
AM	64.363	61.314	60.061+1	61.658	59.361	3	59.361	0.014
PM	60.903	60.568	62.206	59.427+2	59.513			
6	Gary Kramar			135	2023 Subaru BRZ White			
AM	64.093+dnf	61.901	61.157	61.327	61.386	2	60.416	1.055
PM	61.695	61.125	61.785	61.222	60.416			
7	Kevin Ceron			118	2012 Volvo C30 Red			
AM	62.912+dnf	61.578+1	60.604+1	60.771	DNR	1	60.771	0.355
PM	DNR	DNR	DNR	DNR	DNR			
8	Brad McCann			119	2012 Volvo C30 Red			
AM	64.964	63.316	62.345+1	61.542	61.408	1	61.408	0.637
PM	DNR	DNR	DNR	DNR	DNR			
9	Danny Mehl			71	Volkswagen GTI black			
AM	67.114+dnf	67.015	64.885	64.578	64.028	1	64.028	2.620
PM	64.922	64.864	64.716	DNR	DNR			
10	Brandon Tsan			45	Mazdaspeed3 Silver			
AM	69.029+dnf	68.530+dnf	73.047+1	67.873	65.501	1	65.213	1.185
PM	68.065+1	65.449	64.527+1	64.644+1	65.213			

2.3.9 Class Z

						Pts	Total	Diff
1	Jeremy Foley			113	2008 Chevrolet Z06 Yellow			
AM	55.253	54.322+2	53.319	52.903+3	53.272+1	10	53.319	0.000
PM	54.511+1	53.802+3	53.915+3	54.155+5	53.897+3			
2	Cameron Goode			131	2008 Corvette White			
AM	66.882	56.193	56.267+1	68.726+2	63.046	8	54.918	1.599
PM	54.675+1	56.743+3	54.918	55.188+2	54.138+4			
3	David Whitener			27	2016 Mazda MX5 White			
AM	59.344	56.297	56.018	55.567+1	55.746+2	6	55.848	0.930
PM	57.076	56.256	55.998+1	55.624+1	55.848			
4	Tim Mason			114	2019 Ford Shelby GT350 Dumpster Orange			
AM	60.626	59.934	58.625	58.339	61.347	4	57.788	1.940
PM	58.872	58.305	58.362	57.892	57.788			
5	Ryan Hanley			44	2017 Ford GT350 grey			
AM	62.988	61.910	62.170+1	59.834+1	59.528+2	3	59.464	1.676
PM	60.394	59.464	59.047+1	60.376	58.848+3			
6	Chad Douglass			133	2004 Chevrolet Corvette Z06 Silver			
AM	60.998	62.047	60.067	59.891	59.809	2	59.552	0.088
PM	60.559+1	60.144	59.610+2	61.182+1	59.552			
7	Vitalii Miroshnychenko			60	2022 Tesla Model 3 Performance White			
AM	68.314	63.948	63.403	61.805	62.268	1	60.912	1.360
PM	63.961	61.664	61.074	60.912	61.012			
8	Ivy Chang			35	2017 Ford Shelby GT350 Plain old white			
AM	65.594+2	62.194	69.545	61.896	61.200+1	1	60.950	0.038
PM	61.005	61.482	61.169	62.409+1	60.950			
9	Phillip Hanley			4	2017 Ford GT 350 Gray			
AM	64.107+1	62.489+2	62.317	61.312+1	67.381+2	1	61.869	0.919
PM	64.083+1	62.945	62.329	61.264+1	61.869			
10	John Loflin			73	2017 Chevrolet SS Sedan White			
AM	75.820	71.589	70.068+1	69.152	70.329	1	68.578	6.709
PM	71.504	70.742+2	68.578	68.571+1	69.753			

2.3.10 Class NOVICE

						Pts	Total	Diff
1	Brayanth Gomez			23	2021 Ford Mustang gt Gray			
AM	78.617	67.282+1	66.764	65.555	66.344+2	10	61.253	0.000
PM	65.961	62.882	61.253	68.519+2	61.681			
2	Yuki Tsutsumi			20	2004 BMW 325ci Silver			
AM	64.560	64.509	69.235+dnf	63.410	62.991	8	61.393	0.140
PM	63.174	62.401	62.291	61.393	61.736			
3	Maddox Duke			55	2016 Mazda Mx5 Miata White			
AM	65.133	66.486+3	64.429+1	65.034+1	62.666+2	6	61.897	0.504
PM	66.688	64.014	62.984	62.348	61.897			
4	Kevin Punnoose			29	2007 Honda S2000 Red			

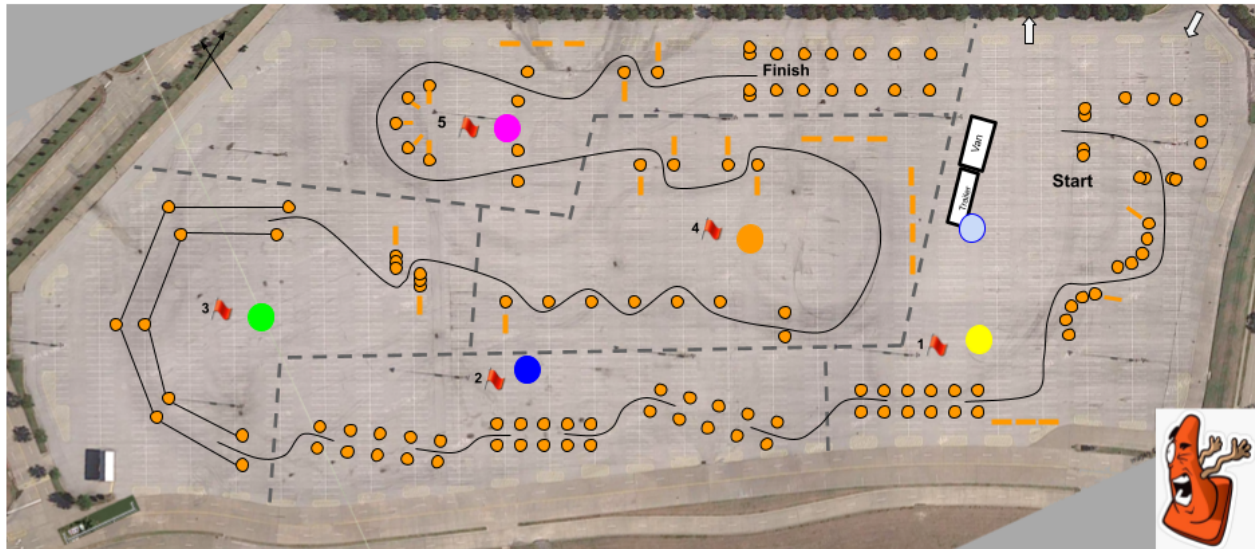
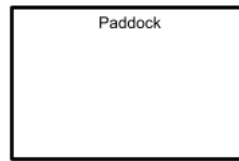
AM	64.700	64.533	63.121	62.915	62.669	4	62.547	0.650
PM	62.547	64.050+1	63.737	64.121	63.067			
5	John Guerra			16	2001 BMW 325i Silver			
AM	80.779	69.664	67.060	66.010	65.109	3	62.641	0.094
PM	66.442	71.071	63.834	62.641	72.210+dnf			
6	Chris Phillips			66	Chevrolet Camaro ss 1le Shock			
AM	81.829	71.748	68.520	66.286	65.441	2	63.711	1.070
PM	67.361	65.077	63.947	64.362+1	63.711			
7	Royce Philip			0	2014 Chevrolet Camaro SS 1LE Black			
AM	74.035	68.116	65.605	65.974	65.101	1	63.752	0.041
PM	66.084	63.752	64.909+1	65.173	65.117			
8	Cun Yang			81	2021 Mazda Miata Gray			
AM	71.748	66.524	64.688	64.822	80.010+1	1	64.026	0.274
PM	64.384+dnf	65.944	64.026	66.623	75.960+dnf			
9	Bonny George			25	2008 Lexus IS F Black			
AM	79.569	76.685	72.462+1	69.309	66.972	1	65.121	1.095
PM	68.204	66.072	66.429	66.160	65.121			
10	Jacob Tsutsumi			14	2004 BMW 325ci Silver			
AM	73.962	69.298	70.355+1	66.440	68.346	1	65.160	0.039
PM	67.224+3	65.857	65.774+3	65.532+1	64.160+1			
11	Scout Wilson			152	2015 Mitsubishi Lancer evolution Red			
AM	69.334	65.119+1	65.455+dnf	64.654+1	65.182+1	1	65.207	0.047
PM	67.261	66.614	66.083+1	64.207+1	64.925+dnf			
12	Kurt Espinosa			69	2008 Mini Clubman s Blue			
AM	70.790+dnf	68.626+dnf	72.095+dnf	67.830	65.645	1	65.645	0.438
PM	66.352+4	64.692+1	65.822+1	65.664+2	64.805+2			
13	Philip Pottinger			18	2012 Lexus IS350 Grey			
AM	82.228	70.708	70.312	68.151	67.635	1	66.252	0.607
PM	70.356	67.894	67.474	66.252	66.731			
14	Isac Perkins			15	2000 Honda Civic Green			
AM	76.320	73.371	73.091	68.848+dnf	68.831	1	67.052	0.800
PM	72.833+dnf	70.888	69.648	67.052	67.768			
15	Luis Arroyo			13	2013 Scion Fr-s Black			
AM	74.917+dnf	74.262	70.642	69.558	70.420	1	67.281	0.229
PM	68.904+1	77.704	67.913	67.544	67.281			
16	Katherine Dashiell			281	2008 BMW M3 Interlagos Blue			
AM	81.300	72.209	69.629	69.056+2	71.957+dnf	1	67.702	0.421
PM	70.916+1	71.750	69.151+2	66.702+1	67.491+2			
17	Aaron Thomas			93	2016 BMW 340i White			
AM	78.745	72.404	73.045	70.712	70.496	1	67.799	0.097
PM	68.505+1	70.161	68.009+2	69.200+1	67.799			
18	Harrison Ormes			12	2020 Mazda Mx-5 Gray			
AM	83.601	75.384	72.198	70.402	68.313+1	1	68.361	0.562
PM	72.152	69.005	68.625+1	68.834+1	68.361			
19	Madeleine Sarkessian			444	2023 Chevrolet Camaro ZL1 1LE White			
AM	85.094+dnf	91.182	85.308	81.626	74.697	1	70.457	2.096
PM	76.530	73.906	71.072	70.457	70.636			
20	Maitray Raval			51	2013 Lexus Is250 Silver			

AM	75.391	73.810	72.437+2	70.862	70.539	1	70.539	0.082
PM	69.913+1	69.551+2	71.963	71.938+3	70.089+1			
21	Joe Davies			77	2018 BMW 440i Black			
AM	83.983+dnf	77.839+dnf	76.343+dnf	75.623+dnf	78.087+dnf	1	71.176	0.637
PM	75.923	73.739	72.784	71.465+dnf	71.176			

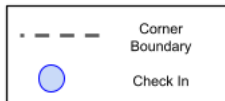
3 Autocross #3



Lone Star BMW CCA
 Autocross
 July 9th, 2023
 Lone Star Park
 Live Timing -
autox.lscbmwcca.org



From Beltline Rd, enter at most southern entry (Gates 3/4/5, Lone Star Parkway) and continue to Gate 5/Pollock Pl. Take a left on Pollock. Take a left into second parking lot.



Registration at motorsportreg.com.
 More information at
<http://www.lscbmwcca.org/autocross.html>.

Onsite Sign Up is not available.



Course length: 4150.0 feet (1264.92 m)

Time	Temp	DwPt	Hum	Wind	Speed	Gust	Press	Prcp	Conditions
8:53 AM	77 F	74 F	90 %	ESE	7 mph	0 mph	29.24 in	0.0 in	Mostly Cloudy
9:53 AM	80 F	74 F	81 %	VAR	3 mph	0 mph	29.28 in	0.0 in	Cloudy
10:53 AM	80 F	72 F	76 %	NNW	16 mph	0 mph	29.29 in	0.0 in	Cloudy
11:53 AM	80 F	73 F	79 %	N	7 mph	0 mph	29.29 in	0.0 in	Cloudy
12:53 PM	83 F	70 F	65 %	CALM	0 mph	0 mph	29.27 in	0.0 in	Mostly Cloudy
1:53 PM	85 F	70 F	61 %	N	5 mph	0 mph	29.26 in	0.0 in	Mostly Cloudy
2:53 PM	87 F	72 F	61 %	NNE	8 mph	0 mph	29.25 in	0.0 in	Partly Cloudy
3:53 PM	89 F	69 F	52 %	NNE	13 mph	0 mph	29.23 in	0.0 in	Partly Cloudy

[Click for more weather data](#)

3.1 Final Raw Time Results

#3 - LSC BMWCCA 20230709 - Sun 07-09-2023
Timed Entries: 67

Raw Pos.	Pos.	Class	#	Driver	Car Model	Raw Time	Diff.	From 1st
1	1	z	3	Jeremy Foley	2008 Chevrolet Z06 Yellow	56.136	0.000	0.000
2	1	y	25	Brandon Dan	2021 Honda Civic Type R Blue	56.138	0.002	0.002
3	2	z	198	David Whitener	2004 Mazda Miata Blurple	56.313	0.175	0.177
4	1	h	90	Blake Pomykal	2010 BMW M3 White	56.406	0.093	0.270
5	3	z	98	Gerry Terranova	2003 Mazda Miata Strato Blu Mica	57.439	1.033	1.303
6	2	y	197	Orion Martinez	2022 Subaru BRZ Silver	58.008	0.569	1.872
7	1	x	77	John Clark	2008 Mazda Miata Red	58.117	0.109	1.981
8	3	y	91	Armstrong Vongsavath	DOH-REE-TOE	58.120	0.003	1.984
9	4	y	95	Silvio Zucchet	2008 Porsche Cayman S	58.187	0.067	2.051
10	2	x	92	Brandon Slater	2015 Subaru BRZ White	58.230	0.043	2.094
11	2	h	82	Matthew Dashiell	2008 BMW M3 Interlagos Blue	58.369	0.139	2.233
12	1	g	357	Ron Tsan	2013 BMW M3 White	58.550	0.181	2.414
13	4	z	15	Joe Wilkinson	2018 Porsche 911 - GT3 Chalk	58.902	0.352	2.766
14	3	x	1	Jonathan Altschul	2000 Toyota MR2 Spyder Eyebleed G	59.295	0.393	3.159
15	5	z	29	Matthew Partain	2002 Chevrolet Corvette Z06 Elect	59.459	0.164	3.323
16	4	x	62	Darryl Paul	1996 Mazda Miata Blue	59.912	0.453	3.776
17	6	z	6	Aaron Best	2001 Mazda Miata Blue	59.998	0.086	3.862
18	2	g	22	Colin Clarke	2013 BMW M3 White	60.101	0.103	3.965
19	7	z	55	Kelsey Karanges	2008 Porsche Cayman S	60.181	0.080	4.045
20	8	z	85	Cameron Goode	2010 Honda Accord Black	60.193	0.012	4.057
21	9	z	188	Keath Marx	2006 Chevrolet Z06 Yellow	60.280	0.087	4.144
22	5	y	172	Jerrett Jan	2023 Subaru BRZ Blue	60.392	0.112	4.256
23	5	x	99	Jesus Robles	2017 Mazda Miata white	60.874	0.482	4.738
24	6	y	70	Philip Pickard	2023 UTA E17 White/Blue	61.066	0.192	4.930
25	7	y	21	Rick Gonzales	2013 Mazda Miata Red	61.179	0.113	5.043
26	6	x	66	Jesus Thiele	2017 Mazda MX-5 White	61.209	0.030	5.073
27	3	g	35	Ricardo L. Negron Marrero	2009 BMW 335i Alpine White	61.726	0.517	5.590
28	1	f	12	Coleman Lake	2011 BMW M3 Black	61.913	0.187	5.777
29	10	z	60	Vitalii Miroshnychenko	2022 Tesla Model 3 Performance Wh	61.960	0.047	5.824
30	2	f	20	Kole Hobbs	2001 BMW 330i	62.276	0.316	6.140
31	11	z	88	Donna Marx	2006 Chevrolet Z06 Yellow	62.300	0.024	6.164
32	3	h	666	Harman Hira	2008 BMW M3 E90 Interlagos Blau	62.326	0.026	6.190
33	7	x	117	Aaron Rodriguez	2019 Subaru BRZ Gray	62.342	0.016	6.206
34	8	x	166	Sue Anne Rische	1989 Honda Civic Si Yes	62.430	0.088	6.294
35	8	y	0	Hasan Mahmood	2001 Honda s2000 yellow	62.773	0.343	6.637
36	9	y	52	Trevor Dahlen	2022 Toyota GR86 Blue	63.191	0.418	7.055
37	4	h	222	Roshan Iyer	2018 BMW M2 White	63.295	0.104	7.159
38	12	z	10	Phillip Craddock	2023 Chevrolet Corvette Red	63.414	0.119	7.278
39	3	f	75	Adam Zastrow	2002 BMW 330i Silver	63.433	0.019	7.297
40	13	z	57	Michael Rose	2003 Chevrolet Corvette Silver	63.472	0.039	7.336
41	1	l	72	Leilane Jan	2023 Subaru BRZ Blue	63.694	0.222	7.558

Raw Pos.	Pos.	Class	#	Driver	Car Model	Raw Time	Diff.	From 1st
42	9	x	58	Zachary Checkeye	1992 Mazda Miata Red and Blue	63.918	0.224	7.782
43	4	g	41	Franco Maras	2018 BMW M2 Mineral Grey	63.925	0.007	7.789
44	1	novice	155	Juan Sanchez	2020 Dodge Challenger scat pack W	64.100	0.175	7.964
45	14	z	45	Jay Walker	2021 Porsche 718 GTS Gentian Blue	64.391	0.291	8.255
46	2	novice	14	Jacob Tsutsumi	2005 BMW 330	64.668	0.277	8.532
47	5	g	43	Eric Nelson	2017 BMW M2 Mineral Grey	64.852	0.184	8.716
48	15	z	34	Kenneth Neubauer	1994 Chevrolet S10 Red	65.003	0.151	8.867
49	3	novice	71	Cun Yang	2021 Mazda Miata Gray	65.024	0.021	8.888
50	1	d	2	Thad Prugh	2015 Mini JCW Green/Red	65.150	0.126	9.014
51	4	novice	51	Casey Neubauer	Chevrolet Corvette SEBRING ORANGE	65.360	0.210	9.224
52	5	novice	16	Chandler Weisenbu	2023 Subaru BRZ Silver	66.249	0.889	10.113
53	10	x	8	Chris Cheung	2021 Mazda MX-5 Gray	67.063	0.814	10.927
54	2	d	44	Timothy Stevens	2008 BMW 128i Blue	67.075	0.012	10.939
55	6	novice	112	Ganesh Gangane	1992 Mazda Miata Silver	68.237	1.162	12.101
56	11	x	28	Alex Cheung	2021 Mazda MX-5 Gray	69.554	1.317	13.418
57	7	novice	4	Dave Sisk	2023 Mazda MX-5 RF gold	70.658	1.104	14.522
58	12	x	7	Jeriel Robles	2020 Mazda Miata Gray	71.182	0.524	15.046
59	8	novice	9	John Hunter	2010 Hyundai Genesis coupe Red	72.062	0.880	15.926
60	9	novice	101	Eric Willis	2013 Ford Mustang Black	73.866	1.804	17.730
61	10	novice	26	Abhinav Ajish	2015 Mini Cooper S Red	74.155	0.289	18.019
62	11	novice	11	Brandon Webb	2004 Subaru Imprezza Silver	75.665	1.510	19.529
63	12	novice	24	George Vasquez	1991 Honda CRX Black	77.886	2.221	21.750
64	13	novice	13	Luis Arroyo	2013 Scion Fr-s Black	78.156	0.270	22.020
65	14	novice	19	Enrique Thiele	2022 Hyundai Elantra N White	79.486	1.330	23.350
66	15	novice	33	Benjamin Bingham	2006 Volkswagen Jetta Black	80.575	1.089	24.439
67	16	novice	17	Enrique Thiele Solivan	2020 Mazda Miata gray	114.212	33.637	58.076

3.2 Summary Results

Top time of the day - **56.136** s, average speed of **50.405** mph

Driver: **Jeremy Foley**

Car number: **3**, Car: **2008 Chevrolet Z06 Yellow**, Class: **Z**

3.2.1 Class L

Pos.	#	Pts	Driver	Car Model	Raw Time	Diff.	From 1st
1	72	10	Leilane Jan	2023 Subaru BRZ Blue	63.694	0.000	0.000

3.2.2 Class D

Pos.	#	Pts	Driver	Car Model	Raw Time	Diff.	From 1st
1	2	10	Thad Prugh	2015 Mini JCW Green/Red	65.150	0.000	0.000
2	44	8	Timothy Stevens	2008 BMW 128i Blue	67.075	1.925	1.925

3.2.3 Class F

Pos.	#	Pts	Driver	Car Model	Raw Time	Diff.	From 1st
1	12	10	Coleman Lake	2011 BMW M3 Black	61.913	0.000	0.000
2	20	8	Kole Hobbs	2001 BMW 330i	62.276	0.363	0.363
3	75	6	Adam Zastrow	2002 BMW 330i Silver	63.433	1.157	1.520

3.2.4 Class G

Pos.	#	Pts	Driver	Car Model	Raw Time	Diff.	From 1st
1	357	10	Ron Tsan	2013 BMW M3 White	58.550	0.000	0.000
2	22	8	Colin Clarke	2013 BMW M3 White	60.101	1.551	1.551
3	35	6	Ricardo L. Negron Marrero	2009 BMW 335i Alpine White	61.726	1.625	3.176
4	41	4	Franco Maras	2018 BMW M2 Mineral Grey	63.925	2.199	5.375
5	43	3	Eric Nelson	2017 BMW M2 Mineral Grey	64.852	0.927	6.302

3.2.5 Class H

Pos.	#	Pts	Driver	Car Model	Raw Time	Diff.	From 1st
1	90	10	Blake Pomykal	2010 BMW M3 White	56.406	0.000	0.000

Pos.	#	Pts	Driver	Car Model	Raw Time	Diff.	From 1st
2	82	8	Matthew Dashiell	2008 BMW M3 Interlagos Blue	58.369	1.963	1.963
3	666	6	Harman Hira	2008 BMW M3 E90 Interlagos Blau	62.326	3.957	5.920
4	222	4	Roshan Iyer	2018 BMW M2 White	63.295	0.969	6.889

3.2.6 Class X

Pos.	#	Pts	Driver	Car Model	Raw Time	Diff.	From 1st
1	77	10	John Clark	2008 Mazda Miata Red	58.117	0.000	0.000
2	92	8	Brandon Slater	2015 Subaru BRZ White	58.230	0.113	0.113
3	1	6	Jonathan Altschul	2000 Toyota MR2 Spyder Eyebleed G	59.295	1.065	1.178
4	62	4	Darryl Paul	1996 Mazda Miata Blue	59.912	0.617	1.795
5	99	3	Jesus Robles	2017 Mazda Miata white	60.874	0.962	2.757
6	66	2	Jesus Thiele	2017 Mazda MX-5 White	61.209	0.335	3.092
7	117	1	Aaron Rodriguez	2019 Subaru BRZ Gray	62.342	1.133	4.225
8	166	1	Sue Anne Rische	1989 Honda Civic Si Yes	62.430	0.088	4.313
9	58	1	Zachary Checkeye	1992 Mazda Miata Red and Blue	63.918	1.488	5.801
10	8	1	Chris Cheung	2021 Mazda MX-5 Gray	67.063	3.145	8.946
11	28	1	Alex Cheung	2021 Mazda MX-5 Gray	69.554	2.491	11.437
12	7	1	Jeriel Robles	2020 Mazda Miata Gray	71.182	1.628	13.065

3.2.7 Class Y

Pos.	#	Pts	Driver	Car Model	Raw Time	Diff.	From 1st
1	25	10	Brandon Dan	2021 Honda Civic Type R Blue	56.138	0.000	0.000
2	197	8	Orion Martinez	2022 Subaru BRZ Silver	58.008	1.870	1.870
3	91	6	Armstrong Vongsavath	DOH-REE-TOE	58.120	0.112	1.982
4	95	4	Silvio Zucchet	2008 Porsche Cayman S	58.187	0.067	2.049
5	172	3	Jerrett Jan	2023 Subaru BRZ Blue	60.392	2.205	4.254
6	70	2	Philip Pickard	2023 UTA E17 White/Blue	61.066	0.674	4.928
7	21	1	Rick Gonzales	2013 Mazda Miata Red	61.179	0.113	5.041
8	0	1	Hasan Mahmood	2001 Honda s2000 yellow	62.773	1.594	6.635
9	52	1	Trevor Dahlen	2022 Toyota GR86 Blue	63.191	0.418	7.053

3.2.8 Class Z

Pos.	#	Pts	Driver	Car Model	Raw Time	Diff.	From 1st
1	3	10	Jeremy Foley	2008 Chevrolet Z06 Yellow	56.136	0.000	0.000
2	198	8	David Whitener	2004 Mazda Miata Blurple	56.313	0.177	0.177
3	98	6	Gerry Terranova	2003 Mazda Miata Strato Blu Mica	57.439	1.126	1.303
4	15	4	Joe Wilkinson	2018 Porsche 911 - GT3 Chalk	58.902	1.463	2.766
5	29	3	Matthew Partain	2002 Chevrolet Corvette Z06 Elect	59.459	0.557	3.323

Pos.	#	Pts	Driver	Car Model	Raw Time	Diff.	From 1st
6	6	2	Aaron Best	2001 Mazda Miata Blue	59.998	0.539	3.862
7	55	1	Kelsey Karanges	2008 Porsche Cayman S	60.181	0.183	4.045
8	85	1	Cameron Goode	2010 Honda Accord Black	60.193	0.012	4.057
9	188	1	Keath Marx	2006 Chevrolet Z06 Yellow	60.280	0.087	4.144
10	60	1	Vitalii Miroshnychenko	2022 Tesla Model 3 Performance Wh	61.960	1.680	5.824
11	88	1	Donna Marx	2006 Chevrolet Z06 Yellow	62.300	0.340	6.164
12	10	1	Phillip Craddock	2023 Chevrolet Corvette Red	63.414	1.114	7.278
13	57	1	Michael Rose	2003 Chevrolet Corvette Silver	63.472	0.058	7.336
14	45	1	Jay Walker	2021 Porsche 718 GTS Gentian Blue	64.391	0.919	8.255
15	34	1	Kenneth Neubauer	1994 Chevrolet S10 Red	65.003	0.612	8.867

3.2.9 Class NOVICE

Pos.	#	Pts	Driver	Car Model	Raw Time	Diff.	From 1st
1	155	10	Juan Sanchez	2020 Dodge Challenger scat pack W	64.100	0.000	0.000
2	14	8	Jacob Tsutsumi	2005 BMW 330	64.668	0.568	0.568
3	71	6	Cun Yang	2021 Mazda Miata Gray	65.024	0.356	0.924
4	51	4	Casey Neubauer	Chevrolet Corvette SEBRING ORANGE	65.360	0.336	1.260
5	16	3	Chandler Weisenbu	2023 Subaru BRZ Silver	66.249	0.889	2.149
6	112	2	Ganesh Gangane	1992 Mazda Miata Silver	68.237	1.988	4.137
7	4	1	Dave Sisk	2023 Mazda MX-5 RF gold	70.658	2.421	6.558
8	9	1	John Hunter	2010 Hyundai Genesis coupe Red	72.062	1.404	7.962
9	101	1	Eric Willis	2013 Ford Mustang Black	73.866	1.804	9.766
10	26	1	Abhinav Ajish	2015 Mini Cooper S Red	74.155	0.289	10.055
11	11	1	Brandon Webb	2004 Subaru Imprezza Silver	75.665	1.510	11.565
12	24	1	George Vasquez	1991 Honda CRX Black	77.886	2.221	13.786
13	13	1	Luis Arroyo	2013 Scion Fr-s Black	78.156	0.270	14.056
14	19	1	Enrique Thiele	2022 Hyundai Elantra N White	79.486	1.330	15.386
15	33	1	Benjamin Bingham	2006 Volkswagen Jetta Black	80.575	1.089	16.475
16	17	1	Enrique Thiele Solivan	2020 Mazda Miata gray	114.212	33.637	50.112

3.3 Final Results

3.3.1 Class L

						Pts	Total	Diff
1	Leilane Jan			72	2023 Subaru BRZ Blue			
AM	64.901+1	64.618+2	64.112	64.367	70.747+2	10	63.694	0.000
PM	63.694	64.274	DNR	DNR	DNR			

3.3.2 Class D

						Pts	Total	Diff
1	Thad Prugh			2	2015 Mini JCW Green/Red			
AM	71.112	67.604	68.334	67.293	66.394	10	65.150	0.000
PM	65.993	65.150	DNR	DNR	DNR			
2	Timothy Stevens			44	2008 BMW 128i Blue			
AM	69.008+2	67.075	70.677+dnf	DNR	DNR	8	67.075	1.925
PM	DNR	DNR	DNR	DNR	DNR			

3.3.3 Class F

						Pts	Total	Diff
1	Coleman Lake			12	2011 BMW M3 Black			
AM	63.033+1	65.497	64.376	64.746	63.826	10	61.913	0.000
PM	62.756	61.913	DNR	DNR	DNR			
2	Kole Hobbs			20	2001 BMW 330i			
AM	60.276+2	62.677+2	DNR	DNR	DNR	8	62.276	0.363
PM	DNR	DNR	DNR	DNR	DNR			
3	Adam Zastrow			75	2002 BMW 330i Silver			
AM	65.559	64.390+1	63.856	63.887+1	63.593+3	6	63.433	1.157
PM	63.433	63.416+1	DNR	DNR	DNR			

3.3.4 Class G

						Pts	Total	Diff
1	Ron Tsan			357	2013 BMW M3 White			
AM	61.478	59.430	58.550	64.213+dnf	58.923	10	58.550	0.000
PM	58.960	59.088	DNR	DNR	DNR			
2	Colin Clarke			22	2013 BMW M3 White			
AM	61.409+2	60.776+2	60.505	61.268	60.020+2	8	60.101	1.551
PM	60.330+1	60.101	DNR	DNR	DNR			
3	Ricardo L. Negrón Marrero			35	2009 BMW 335i Alpine White			
AM	67.393	63.895+1	62.034+1	63.921	62.249	6	61.726	1.625
PM	61.720+1	61.726	DNR	DNR	DNR			
4	Franco Maras			41	2018 BMW M2 Mineral Grey			

AM	70.274	65.989+dnf	63.925	64.242	66.498+1	4	63.925	2.199
PM	65.845	66.162+1	DNR	DNR	DNR			
5	Eric Nelson			43	2017 BMW M2 Mineral Grey			
AM	73.518+dnf	66.145+1	64.852	DNR	DNR	3	64.852	0.927
PM	DNR	DNR	DNR	DNR	DNR			

3.3.5 Class H

						Pts	Total	Diff
1	Blake Pomykal			90	2010 BMW M3 White			
AM	57.497+1	57.066	56.406	57.600+2	57.264	10	56.406	0.000
PM	56.865+1	DNR	DNR	DNR	DNR			
2	Matthew Dashiell			82	2008 BMW M3 Interlagos Blue			
AM	66.331	58.645+2	58.400	59.581+1	58.483+2	8	58.369	1.963
PM	58.658+1	58.369	DNR	DNR	DNR			
3	Harman Hira			666	2008 BMW M3 E90 Interlagos Blau			
AM	62.987+dnf	61.201+dnf	61.326+1	63.256+1	DNR	6	62.326	3.957
PM	DNR	DNR	DNR	DNR	DNR			
4	Roshan Iyer			222	2018 BMW M2 White			
AM	65.634+1	62.601+1	62.649+2	62.776+2	62.278+2	4	63.295	0.969
PM	67.468+dnf	61.295+2	DNR	DNR	DNR			

3.3.6 Class X

						Pts	Total	Diff
1	John Clark			77	2008 Mazda Miata Red			
AM	58.356	66.178+1	58.437	58.117	57.671+1	10	58.117	0.000
PM	60.499+4	59.166+1	DNR	DNR	DNR			
2	Brandon Slater			92	2015 Subaru BRZ White			
AM	60.716+1	59.119	59.364	58.597+1	58.239	8	58.230	0.113
PM	59.125+1	58.230	DNR	DNR	DNR			
3	Jonathan Altschul			1	2000 Toyota MR2 Spyder Eyebleed Green			
AM	60.920	66.089	59.975	59.760	59.295	6	59.295	1.065
PM	59.521+1	59.852	DNR	DNR	DNR			
4	Darryl Paul			62	1996 Mazda Miata Blue			
AM	63.220+1	60.491+1	60.381+1	61.191+1	59.912	4	59.912	0.617
PM	60.354	59.818+1	DNR	DNR	DNR			
5	Jesus Robles			99	2017 Mazda Miata white			
AM	80.890+dnf	64.587	63.006	62.940+1	60.679+3	3	60.874	0.962
PM	61.353+dnf	60.874	DNR	DNR	DNR			
6	Jesus Thiele			66	2017 Mazda MX-5 White			
AM	68.678	64.824	63.213	62.278	61.905	2	61.209	0.335
PM	62.207	61.209	DNR	DNR	DNR			
7	Aaron Rodriguez			117	2019 Subaru BRZ Gray			
AM	63.095+dnf	64.373+dnf	61.836+2	62.342	67.932+dnf	1	62.342	1.133
PM	62.911	62.676+2	DNR	DNR	DNR			

8	Sue Anne Rische			166	1989 Honda Civic Si Yes			
AM	62.678+1	68.761+1	63.716	63.250	63.006	1	62.430	0.088
PM	62.601	62.430	DNR	DNR	DNR			
9	Zachary Checkkeye			58	1992 Mazda Miata Red and Blue			
AM	67.439	66.223+4	66.329	66.568	64.768+1	1	63.918	1.488
PM	64.275	63.918	DNR	DNR	DNR			
10	Chris Cheung			8	2021 Mazda MX-5 Gray			
AM	68.626	67.063	76.297+1	67.309	66.582+1	1	67.063	3.145
PM	67.586	66.148+1	DNR	DNR	DNR			
11	Alex Cheung			28	2021 Mazda MX-5 Gray			
AM	76.629	72.363	72.017	69.554	72.749	1	69.554	2.491
PM	103.001+1	74.392	DNR	DNR	DNR			
12	Jeriel Robles			7	2020 Mazda Miata Gray			
AM	78.146	71.449	76.453	75.594	73.007	1	71.182	1.628
PM	71.182	71.814	DNR	DNR	DNR			

3.3.7 Class Y

						Pts	Total	Diff
1	Brandon Dan			25	2021 Honda Civic Type R Blue			
AM	57.290	56.334+2	56.895	56.561	56.138	10	56.138	0.000
PM	56.207+1	56.828	DNR	DNR	DNR			
2	Orion Martinez			197	2022 Subaru BRZ Silver			
AM	60.161+2	60.279+5	60.494+1	60.271	59.458	8	58.008	1.870
PM	58.008	60.372	DNR	DNR	DNR			
3	Armstrong Vongsavath			91	DOH-REE-TOE			
AM	67.457	58.738	59.207	59.039	58.120	6	58.120	0.112
PM	58.474	58.819	DNR	DNR	DNR			
4	Silvio Zucchet			95	2008 Porsche Cayman S			
AM	59.679+2	58.097+1	58.430	58.263+1	57.921+3	4	58.187	0.067
PM	58.187	59.827+dnf	DNR	DNR	DNR			
5	Jerrett Jan			172	2023 Subaru BRZ Blue			
AM	60.946+2	60.469+5	60.394	60.948	60.127+1	3	60.392	2.205
PM	60.392	59.990+2	DNR	DNR	DNR			
6	Philip Pickard			70	2023 UTA E17 White/Blue			
AM	73.505	62.607+dnf	61.066	DNR	DNR	2	61.066	0.674
PM	DNR	DNR	DNR	DNR	DNR			
7	Rick Gonzales			21	2013 Mazda Miata Red			
AM	67.355	62.191	61.546	61.179	61.503	1	61.179	0.113
PM	61.362	DNR	DNR	DNR	DNR			
8	Hasan Mahmood			0	2001 Honda s2000 yellow			
AM	65.009+1	63.290+3	61.773+1	DNR	DNR	1	62.773	1.594
PM	DNR	DNR	DNR	DNR	DNR			
9	Trevor Dahlen			52	2022 Toyota GR86 Blue			
AM	67.836+2	63.486	63.095+2	64.296	63.191	1	63.191	0.418
PM	63.471+3	63.600+1	DNR	DNR	DNR			

3.3.8 Class Z

						Pts	Total	Diff
1	Jeremy Foley			3	2008 Chevrolet Z06 Yellow			
AM	56.163+2	58.415+dnf	56.000+1	57.673+3	56.733+3	10	56.136	0.000
PM	56.136	56.210+dnf	DNR	DNR	DNR			
2	David Whitener			198	2004 Mazda Miata Blurple			
AM	59.142	58.120+1	57.014+1	57.519	57.279+1	8	56.313	0.177
PM	56.313	56.536	DNR	DNR	DNR			
3	Gerry Terranova			98	2003 Mazda Miata Strato Blu Mica			
AM	58.732+1	58.089	57.573	59.148+3	57.552	6	57.439	1.126
PM	57.439	58.282+6	DNR	DNR	DNR			
4	Joe Wilkinson			15	2018 Porsche 911 - GT3 Chalk			
AM	59.924+3	57.902+1	61.448+5	59.465+1	59.268+1	4	58.902	1.463
PM	62.227+dnf	59.151+2	DNR	DNR	DNR			
5	Matthew Partain			29	2002 Chevrolet Corvette Z06 Electron Blue			
AM	65.229+2	66.091	59.459	59.614+1	60.211+2	3	59.459	0.557
PM	59.481+1	59.247+1	DNR	DNR	DNR			
6	Aaron Best			6	2001 Mazda Miata Blue			
AM	61.876+3	60.320	60.017+3	60.634+1	59.998	2	59.998	0.539
PM	62.679	62.440+1	DNR	DNR	DNR			
7	Kelsey Karanges			55	2008 Porsche Cayman S			
AM	63.106	59.808+1	60.192+2	60.181	60.837	1	60.181	0.183
PM	61.086	60.690+2	DNR	DNR	DNR			
8	Cameron Goode			85	2010 Honda Accord Black			
AM	61.715	61.150	60.380+2	60.402+3	60.846	1	60.193	0.012
PM	60.193	59.121+2	DNR	DNR	DNR			
9	Keath Marx			188	2006 Chevrolet Z06 Yellow			
AM	62.798+1	61.117	60.726	60.280	DNR	1	60.280	0.087
PM	DNR	DNR	DNR	DNR	DNR			
10	Vitalii Miroshnychenko			60	2022 Tesla Model 3 Performance White			
AM	63.769+1	67.141+1	62.793	64.908	62.698	1	61.960	1.680
PM	60.960+1	62.477+2	DNR	DNR	DNR			
11	Donna Marx			88	2006 Chevrolet Z06 Yellow			
AM	70.835+3	63.124+2	64.480+1	62.986	61.300+1	1	62.300	0.340
PM	DNR	DNR	DNR	DNR	DNR			
12	Phillip Craddock			10	2023 Chevrolet Corvette Red			
AM	62.370+4	62.414+1	63.438+2	64.160	64.584+2	1	63.414	1.114
PM	64.654+1	63.883	DNR	DNR	DNR			
13	Michael Rose			57	2003 Chevrolet Corvette Silver			
AM	69.008+1	70.634+dnf	64.073	64.542	64.588	1	63.472	0.058
PM	64.730+1	62.472+1	DNR	DNR	DNR			
14	Jay Walker			45	2021 Porsche 718 GTS Gentian Blue			
AM	71.684	65.526+1	64.391	66.125+1	64.857	1	64.391	0.919
PM	65.049	65.043	DNR	DNR	DNR			
15	Kenneth Neubauer			34	1994 Chevrolet S10 Red			
AM	75.963+dnf	65.027+1	65.003	65.740	65.054+2	1	65.003	0.612
PM	65.318+1	65.015	DNR	DNR	DNR			

3.3.9 Class NOVICE

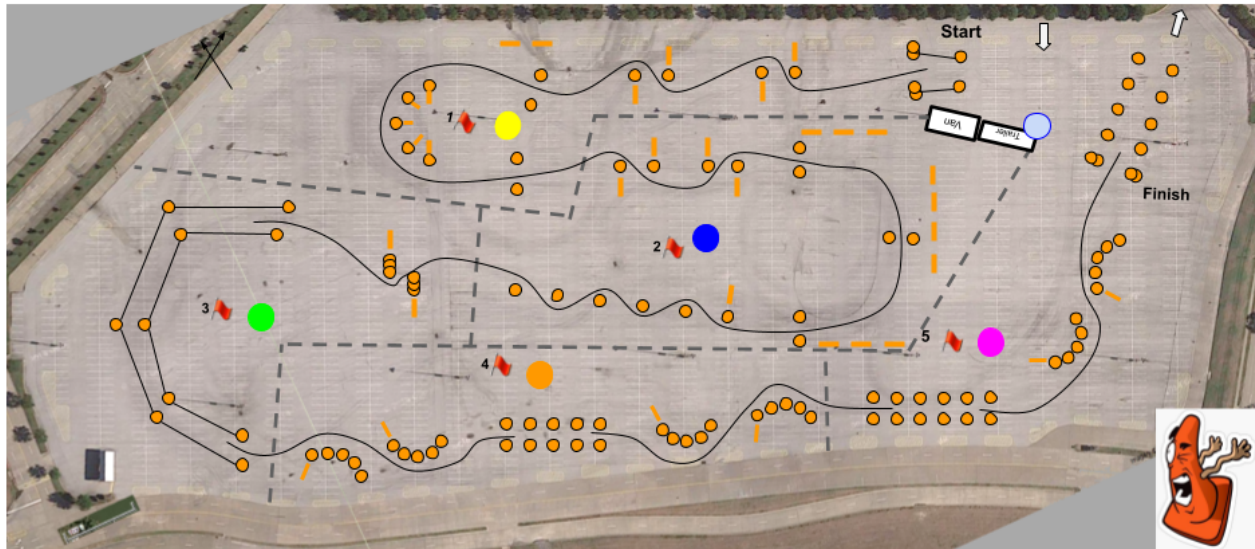
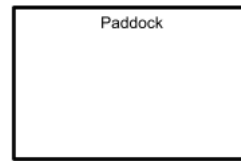
						Pts	Total	Diff
1	Juan Sanchez			155	2020 Dodge Challenger scat pack WB Red			
AM	67.594	65.850+1	75.656	65.621+1	63.906+1	10	64.100	0.000
PM	63.100+1	64.675+1	DNR	DNR	DNR			
2	Jacob Tsutsumi			14	2005 BMW 330			
AM	65.176+2	65.488+2	64.030+2	64.738+1	71.440+4	8	64.668	0.568
PM	64.668	65.512+2	DNR	DNR	DNR			
3	Cun Yang			71	2021 Mazda Miata Gray			
AM	72.397	66.937+dnf	69.851	65.637	63.542+dnf	6	65.024	0.356
PM	72.651+dnf	65.024	DNR	DNR	DNR			
4	Casey Neubauer			51	Chevrolet Corvette SEBRING ORANGE			
AM	64.360+1	63.760+2	64.588+2	66.127	66.667	4	65.360	0.336
PM	65.936+dnf	70.177+1	DNR	DNR	DNR			
5	Chandler Weisenbu			16	2023 Subaru BRZ Silver			
AM	71.702+1	68.221+2	68.635	68.591	68.143	3	66.249	0.889
PM	66.663	66.249	DNR	DNR	DNR			
6	Ganesh Gangane			112	1992 Mazda Miata Silver			
AM	83.870+dnf	76.103	72.681	82.832+4	70.651	2	68.237	1.988
PM	69.007	68.237	DNR	DNR	DNR			
7	Dave Sisk			4	2023 Mazda MX-5 RF gold			
AM	72.836	71.526	71.330	71.937	70.658	1	70.658	2.421
PM	71.440	70.862	DNR	DNR	DNR			
8	John Hunter			9	2010 Hyundai Genesis coupe Red			
AM	103.863	83.974	76.672	75.840	74.283	1	72.062	1.404
PM	72.062	72.851	DNR	DNR	DNR			
9	Eric Willis			101	2013 Ford Mustang Black			
AM	85.926	78.214	79.464+dnf	80.514+dnf	74.981	1	73.866	1.804
PM	76.021	73.866	DNR	DNR	DNR			
10	Abhinav Ajish			26	2015 Mini Cooper S Red			
AM	93.864	80.841	74.789	76.304	76.368	1	74.155	0.289
PM	74.155	74.720	DNR	DNR	DNR			
11	Brandon Webb			11	2004 Subaru Impreza Silver			
AM	91.481	82.732	79.003	75.276+1	75.671+1	1	75.665	1.510
PM	76.901+1	75.665	DNR	DNR	DNR			
12	George Vasquez			24	1991 Honda CRX Black			
AM	88.423	78.534	77.101+dnf	83.147+dnf	80.927	1	77.886	2.221
PM	77.994+dnf	77.886	DNR	DNR	DNR			
13	Luis Arroyo			13	2013 Scion Fr-s Black			
AM	77.156+1	75.918+dnf	DNR	DNR	DNR	1	78.156	0.270
PM	DNR	DNR	DNR	DNR	DNR			
14	Enrique Thiele			19	2022 Hyundai Elantra N White			
AM	103.980	88.868	82.365+dnf	83.977	84.932	1	79.486	1.330
PM	81.939	79.486	DNR	DNR	DNR			
15	Benjamin Bingham			33	2006 Volkswagen Jetta Black			
AM	99.804+dnf	90.139	85.426+1	82.184+3	81.276	1	80.575	1.089
PM	82.804+1	80.575	DNR	DNR	DNR			

16	Enrique Thiele Solivan			17	2020 Mazda Miata gray			
AM	154.327+dnf	124.423+dnf	114.212	DNR	DNR	1	114.212	33.637
PM	DNR	DNR	DNR	DNR	DNR			

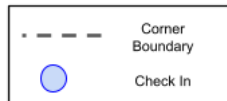
4 Autocross #4



Lone Star BMW CCA
 Autocross
 July 30th, 2023
 Lone Star Park
 Live Timing -
autox.lscbmwcca.org



From Beltline Rd, enter at most southern entry (Gates 3/4/5, Lone Star Parkway) and continue to Gate 5/Pollock Pl. Take a left on Pollock. Take a left into second parking lot.



Registration at motorsportreg.com.
 More information at
<http://www.lscbmwcca.org/autocross.html>.

Onsite Sign Up is not available.



Course length: 4313.0 feet (1314.60 m)

Time	Temp	DwPt	Hum	Wind	Speed	Gust	Press	Prcp	Conditions
8:53 AM	87 F	64 F	46 %	SSW	10 mph	0 mph	29.43 in	0.0 in	Fair
9:53 AM	90 F	65 F	43 %	SSW	7 mph	0 mph	29.44 in	0.0 in	Fair
10:53 AM	95 F	64 F	36 %	WSW	7 mph	0 mph	29.44 in	0.0 in	Partly Cloudy
11:53 AM	98 F	62 F	30 %	VAR	3 mph	0 mph	29.44 in	0.0 in	Partly Cloudy
12:53 PM	100 F	61 F	27 %	VAR	5 mph	0 mph	29.42 in	0.0 in	Partly Cloudy
1:53 PM	102 F	62 F	27 %	S	10 mph	16 mph	29.40 in	0.0 in	Fair
2:53 PM	102 F	61 F	26 %	VAR	5 mph	0 mph	29.37 in	0.0 in	Fair
3:53 PM	103 F	61 F	25 %	S	10 mph	20 mph	29.35 in	0.0 in	Fair

[Click for more weather data](#)

4.1 Final Raw Time Results

Timed Entries: 60

Raw Pos.	Pos.	Class	#	Driver	Car Model	Raw Time	Diff.	From 1st
1	1	z	13	Jeremy Foley	2008 Chevrolet Z06 Yellow	59.270	0.000	0.000
2	2	z	9	Cameron Goode	2020 Tesla Model 3 White	59.548	0.278	0.278
3	1	y	21	Brandon Dan	2021 Honda Civic Type R Blue	60.034	0.486	0.764
4	1	x	11	John Clark	2008 Mazda Miata Red	61.050	1.016	1.780
5	2	y	153	Gerry Terranova	1981 Volkswagen Scirocco Silver	61.103	0.053	1.833
6	1	h	90	Blake Pomykal	BMW M3 white	61.546	0.443	2.276
7	2	x	1	Jonathan Altschul	2000 Toyota MR2 Spyder Eyebleed G	61.898	0.352	2.628
8	3	z	214	Tim Mason	2019 Ford Shelby GT350 Dumpster O	62.473	0.575	3.203
9	4	z	29	Matthew Partain	2002 Chevrolet Corvette Z06 Elect	62.949	0.476	3.679
10	2	h	303	Pawel Potera	2016 BMW M3 Silver	63.127	0.178	3.857
11	3	y	808	John Wilson	2016 Nissan 370z Red	63.217	0.090	3.947
12	4	y	7	Brian Woods	2018 Volkswagen Golf R White	63.308	0.091	4.038
13	1	g	357	Ron Tsan	2013 BMW M3 White	63.446	0.138	4.176
14	5	y	172	Jerrett Jan	2023 Subaru BRZ Blue	63.540	0.094	4.270
15	3	x	89	Arturo Alarcon	2016 Mazda MX-5 Miata Soul Red	63.771	0.231	4.501
16	6	y	53	David Whitener	1981 Volkswagen Scirocco	63.893	0.122	4.623
17	2	g	22	Colin Clarke	2013 BMW M3 White	64.204	0.311	4.934
18	7	y	113	Petteri Pirhonen	2011 Audi TTS Black	64.476	0.272	5.206
19	4	x	26	Aaron Best	2001 Mazda Miata Blue	64.536	0.060	5.266
20	5	x	66	Sue Anne Rische	1989 Honda Civic Si Yes	64.672	0.136	5.402
21	3	g	35	Ricardo L. Negrón Marrero	2009 BMW 335i Alpine White	64.757	0.085	5.487
22	3	h	82	Matthew Dashiell	2008 BMW M3 Interlagos Blue	65.218	0.461	5.948
23	6	x	62	Darryl Paul	1996 Mazda Miata Blue	65.235	0.017	5.965
24	5	z	25	Fox Schaffer	2023 Chevrolet Camaro SS 1LE Whit	65.360	0.125	6.090
25	4	g	135	Ramiro Mateo	2009 BMW 331i Alpine White	65.398	0.038	6.128
26	6	z	78	Greg Scherer	1978 Pontiac Trans Am, Special ed	65.401	0.003	6.131
27	4	h	41	Franco Maras	2018 BMW M2 Mineral Grey	65.454	0.053	6.184
28	7	z	60	Vitalii Miroshnychenko	2022 Tesla Model 3 Performance Wh	65.472	0.018	6.202
29	8	z	350	Ivy Chang	GT350 Gray	65.602	0.130	6.332
30	1	e	129	Andrew Chow	2004 BMW 330i Silver	65.662	0.060	6.392
31	5	h	43	Eric Nelson	2017 BMW M2 Mineral Grey	65.966	0.304	6.696
32	8	y	52	Trevor Dahlen	2022 Toyota GR86 Blue	66.583	0.617	7.313
33	9	y	85	Ellie Alarcon	2018 Subaru WRX Blue	66.805	0.222	7.535
34	7	x	17	Aaron Rodriguez	2019 Subaru BRZ Gray	66.883	0.078	7.613
35	9	z	10	Phillip Craddock	2023 Chevrolet Corvette Red	66.939	0.056	7.669
36	1	novice	51	Casey Neubauer	Chevrolet Corvette SEBRING ORANGE	67.200	0.261	7.930
37	2	novice	155	Juan Sanchez	2020 Dodge Challenger scat pack W	67.235	0.035	7.965
38	1	f	15	Adam Zastrow	2002 BMW 330i Silver	67.587	0.352	8.317
39	10	z	111	Thomas Vaughan	2023 DF goblin	67.675	0.088	8.405
40	1	d	2	Thad Prugh	2015 Mini JCW Green/Red	67.780	0.105	8.510
41	3	novice	34	Kenneth Neubauer	1994 Chevrolet S10 Red	67.993	0.213	8.723

Raw Pos.	Pos.	Class	#	Driver	Car Model	Raw Time	Diff.	From 1st
42	10	y	45	Brandon Tsan	2012 Mazda Mazdaspeed3 Gray	68.016	0.023	8.746
43	4	novice	14	Jacob Tsutsumi	2005 BMW 330	68.058	0.042	8.788
44	1	c	437	Luke Hawkins	2010 Mini Base Blue	68.201	0.143	8.931
45	5	novice	112	Ganesh Gangane	1992 Mazda Miata Silver	69.090	0.889	9.820
46	11	y	19	Dylan Tissue	1995 Mazda Miata Leopard Print	70.139	1.049	10.869
47	8	x	8	Chris Cheung	2021 Mazda MX-5 Gray	70.510	0.371	11.240
48	11	z	4	Larry Schaapveld	1996 Chevrolet corvette red	70.564	0.054	11.294
49	2	e	237	Lucas Bratton	2005 BMW 330CI Silver	71.995	1.431	12.725
50	6	novice	68	Sergiy Miroshnychenko	2022 Tesla Model 3 Performance Wh	72.371	0.376	13.101
51	7	novice	3	Emir Martinez	BMW 135i White	72.820	0.449	13.550
52	3	e	287	Jeff Bratton	2005 BMW 330CI Silver	72.877	0.057	13.607
53	12	z	73	John Loflin	2017 Chevrolet SS Sedan White	72.905	0.028	13.635
54	9	x	28	Alex Cheung	2021 Mazda MX-5 Gray	73.068	0.163	13.798
55	8	novice	67	Steve Fithian	2022 BMW X6 M Competition Gray	75.398	2.330	16.128
56	9	novice	92	Brandon Webb	2010 BMW 328i Silver	75.439	0.041	16.169
57	10	novice	16	Arka Chanda	2021 BMW M5 White	78.638	3.199	19.368
58	11	novice	33	Naveed Mozaffar	2004 BMW 330i Red	80.615	1.977	21.345
59	12	novice	6	William McLennan	GMC pick up black	80.741	0.126	21.471
60	13	novice	24	George Vasquez	1991 Honda CRX Black	81.282	0.541	22.012

4.2 Summary Results

Top time of the day - **59.270** s, average speed of **49.615** mph

Driver: **Jeremy Foley**

Car number: **13**, Car: **2008 Chevrolet Z06 Yellow**, Class: **Z**

4.2.1 Class C

Pos.	#	Pts	Driver	Car Model	Raw Time	Diff.	From 1st
1	437	10	Luke Hawkins	2010 Mini Base Blue	68.201	0.000	0.000

4.2.2 Class D

Pos.	#	Pts	Driver	Car Model	Raw Time	Diff.	From 1st
1	2	10	Thad Prugh	2015 Mini JCW Green/Red	67.780	0.000	0.000

4.2.3 Class E

Pos.	#	Pts	Driver	Car Model	Raw Time	Diff.	From 1st
1	129	10	Andrew Chow	2004 BMW 330i Silver	65.662	0.000	0.000
2	237	8	Lucas Bratton	2005 BMW 330CI Silver	71.995	6.333	6.333
3	287	6	Jeff Bratton	2005 BMW 330CI Silver	72.877	0.882	7.215

4.2.4 Class F

Pos.	#	Pts	Driver	Car Model	Raw Time	Diff.	From 1st
1	15	10	Adam Zastrow	2002 BMW 330i Silver	67.587	0.000	0.000

4.2.5 Class G

Pos.	#	Pts	Driver	Car Model	Raw Time	Diff.	From 1st
1	357	10	Ron Tsan	2013 BMW M3 White	63.446	0.000	0.000
2	22	8	Colin Clarke	2013 BMW M3 White	64.204	0.758	0.758
3	35	6	Ricardo L. Negrón Marrero	2009 BMW 335i Alpine White	64.757	0.553	1.311
4	135	4	Ramiro Mateo	2009 BMW 331i Alpine White	65.398	0.641	1.952

4.2.6 Class H

Pos.	#	Pts	Driver	Car Model	Raw Time	Diff.	From 1st
1	90	10	Blake Pomykal	BMW M3 white	61.546	0.000	0.000
2	303	8	Pawel Potera	2016 BMW M3 Silver	63.127	1.581	1.581
3	82	6	Matthew Dashiell	2008 BMW M3 Interlagos Blue	65.218	2.091	3.672
4	41	4	Franco Maras	2018 BMW M2 Mineral Grey	65.454	0.236	3.908
5	43	3	Eric Nelson	2017 BMW M2 Mineral Grey	65.966	0.512	4.420

4.2.7 Class X

Pos.	#	Pts	Driver	Car Model	Raw Time	Diff.	From 1st
1	11	10	John Clark	2008 Mazda Miata Red	61.050	0.000	0.000
2	1	8	Jonathan Altschul	2000 Toyota MR2 Spyder Eyebleed G	61.898	0.848	0.848
3	89	6	Arturo Alarcon	2016 Mazda MX-5 Miata Soul Red	63.771	1.873	2.721
4	26	4	Aaron Best	2001 Mazda Miata Blue	64.536	0.765	3.486
5	66	3	Sue Anne Rische	1989 Honda Civic Si Yes	64.672	0.136	3.622
6	62	2	Darryl Paul	1996 Mazda Miata Blue	65.235	0.563	4.185
7	17	1	Aaron Rodriguez	2019 Subaru BRZ Gray	66.883	1.648	5.833
8	8	1	Chris Cheung	2021 Mazda MX-5 Gray	70.510	3.627	9.460
9	28	1	Alex Cheung	2021 Mazda MX-5 Gray	73.068	2.558	12.018

4.2.8 Class Y

Pos.	#	Pts	Driver	Car Model	Raw Time	Diff.	From 1st
1	21	10	Brandon Dan	2021 Honda Civic Type R Blue	60.034	0.000	0.000
2	153	8	Gerry Terranova	1981 Volkswagen Scirocco Silver	61.103	1.069	1.069
3	808	6	John Wilson	2016 Nissan 370z Red	63.217	2.114	3.183
4	7	4	Brian Woods	2018 Volkswagen Golf R White	63.308	0.091	3.274
5	172	3	Jerrett Jan	2023 Subaru BRZ Blue	63.540	0.232	3.506
6	53	2	David Whitener	1981 Volkswagen Scirocco	63.893	0.353	3.859
7	113	1	Petteri Pirhonen	2011 Audi TTS Black	64.476	0.583	4.442
8	52	1	Trevor Dahlen	2022 Toyota GR86 Blue	66.583	2.107	6.549
9	85	1	Ellie Alarcon	2018 Subaru WRX Blue	66.805	0.222	6.771
10	45	1	Brandon Tsan	2012 Mazda Mazdaspeed3 Gray	68.016	1.211	7.982
11	19	1	Dylan Tissue	1995 Mazda Miata Leopard Print	70.139	2.123	10.105

4.2.9 Class Z

Pos.	#	Pts	Driver	Car Model	Raw Time	Diff.	From 1st
1	13	10	Jeremy Foley	2008 Chevrolet Z06 Yellow	59.270	0.000	0.000

Pos.	#	Pts	Driver	Car Model	Raw Time	Diff.	From 1st
2	9	8	Cameron Goode	2020 Tesla Model 3 White	59.548	0.278	0.278
3	214	6	Tim Mason	2019 Ford Shelby GT350 Dumpster O	62.473	2.925	3.203
4	29	4	Matthew Partain	2002 Chevrolet Corvette Z06 Elect	62.949	0.476	3.679
5	25	3	Fox Schaffer	2023 Chevrolet Camaro SS 1LE Whit	65.360	2.411	6.090
6	78	2	Greg Scherer	1978 Pontiac Trans Am, Special ed	65.401	0.041	6.131
7	60	1	Vitalii Miroshnychenko	2022 Tesla Model 3 Performance Wh	65.472	0.071	6.202
8	350	1	Ivy Chang	GT350 Gray	65.602	0.130	6.332
9	10	1	Phillip Craddock	2023 Chevrolet Corvette Red	66.939	1.337	7.669
10	111	1	Thomas Vaughan	2023 DF goblin	67.675	0.736	8.405
11	4	1	Larry Schaapveld	1996 Chevrolet corvette red	70.564	2.889	11.294
12	73	1	John Loflin	2017 Chevrolet SS Sedan White	72.905	2.341	13.635

4.2.10 Class NOVICE

Pos.	#	Pts	Driver	Car Model	Raw Time	Diff.	From 1st
1	51	10	Casey Neubauer	Chevrolet Corvette SEBRING ORANGE	67.200	0.000	0.000
2	155	8	Juan Sanchez	2020 Dodge Challenger scat pack W	67.235	0.035	0.035
3	34	6	Kenneth Neubauer	1994 Chevrolet S10 Red	67.993	0.758	0.793
4	14	4	Jacob Tsutsumi	2005 BMW 330	68.058	0.065	0.858
5	112	3	Ganesh Gangane	1992 Mazda Miata Silver	69.090	1.032	1.890
6	68	2	Sergiy Miroshnychenko	2022 Tesla Model 3 Performance Wh	72.371	3.281	5.171
7	3	1	Emir Martinez	BMW 135i White	72.820	0.449	5.620
8	67	1	Steve Fithian	2022 BMW X6 M Competition Gray	75.398	2.578	8.198
9	92	1	Brandon Webb	2010 BMW 328i Silver	75.439	0.041	8.239
10	16	1	Arka Chanda	2021 BMW M5 White	78.638	3.199	11.438
11	33	1	Naveed Mozaffar	2004 BMW 330i Red	80.615	1.977	13.415
12	6	1	William McLennan	GMC pick up black	80.741	0.126	13.541
13	24	1	George Vasquez	1991 Honda CRX Black	81.282	0.541	14.082

4.3 Final Results

4.3.1 Class C

						Pts	Total	Diff	
1	Luke Hawkins			437	2010 Mini Base Blue				
AM	77.544	74.757	73.716	73.678	72.632	10	68.201	0.000	
PM	71.525	67.201+1	72.386	71.809	70.485				

4.3.2 Class D

						Pts	Total	Diff	
1	Thad Prugh			2	2015 Mini JCW Green/Red				
AM	70.827	71.001	70.738+1	69.540	69.506	10	67.780	0.000	
PM	67.804	67.780	68.098	68.922+1	67.695+1				

4.3.3 Class E

						Pts	Total	Diff	
1	Andrew Chow			129	2004 BMW 330i Silver				
AM	66.555+3	65.427+2	65.850+1	65.882	65.729+1	10	65.662	0.000	
PM	65.385+1	73.888+1	65.662	65.677+1	66.605				
2	Lucas Bratton			237	2005 BMW 330Ci Silver				
AM	81.491	75.359+1	74.957+1	75.262	77.086	8	71.995	6.333	
PM	77.890	73.289	71.995	74.065+1	72.396				
3	Jeff Bratton			287	2005 BMW 330Ci Silver				
AM	77.248+dnf	76.127+dnf	76.215	73.693	75.987	6	72.877	0.882	
PM	74.029	73.751	73.459	72.877	73.015				

4.3.4 Class F

						Pts	Total	Diff	
1	Adam Zastrow			15	2002 BMW 330i Silver				
AM	70.920	68.738+1	68.455	68.838	67.851	10	67.587	0.000	
PM	69.562	70.235	68.067	67.587	68.149+dnf				

4.3.5 Class G

						Pts	Total	Diff	
1	Ron Tsan			357	2013 BMW M3 White				
AM	64.747	64.472	63.964	63.446	63.816+1	10	63.446	0.000	
PM	64.644	65.016+1	64.144	DNR	DNR				
2	Colin Clarke			22	2013 BMW M3 White				
AM	66.769	67.763	66.745	65.627	67.225+1	8	64.204	0.758	

PM	66.055	64.391	64.472	64.204	66.190+1			
3	Ricardo L. Negron Marrero			35	2009 BMW 335i Alpine White			
AM	66.235+dnf	65.653	65.601+dnf	64.798	64.186+1	6	64.757	0.553
PM	64.502+2	64.055+3	63.757+1	63.723+2	66.289+dnf			
4	Ramiro Mateo			135	2009 BMW 331i Alpine White			
AM	73.093+1	68.548+1	66.996+3	65.827	65.398	4	65.398	0.641
PM	67.611+dnf	65.602+1	64.638+2	64.722+2	64.573+1			

4.3.6 Class H

						Pts	Total	Diff
1	Blake Pomykal			90	BMW M3 white			
AM	62.384+1	61.573	61.546	62.133	62.091	10	61.546	0.000
PM	69.713+dnf	72.510+dnf	64.625+1	DNR	DNR			
2	Pawel Potera			303	2016 BMW M3 Silver			
AM	63.682+dnf	63.127	63.399+1	62.356+1	63.405+1	8	63.127	1.581
PM	DNR	DNR	DNR	DNR	DNR			
3	Matthew Dashiell			82	2008 BMW M3 Interlagos Blue			
AM	67.712	66.158+1	65.878	65.978	65.858	6	65.218	2.091
PM	65.218	68.125	67.219+1	67.088+1	DNR			
4	Franco Maras			41	2018 BMW M2 Mineral Grey			
AM	70.518	70.065+1	69.621	68.169	66.662	4	65.454	0.236
PM	65.454	65.098+1	69.570	67.769	68.593			
5	Eric Nelson			43	2017 BMW M2 Mineral Grey			
AM	67.970	65.056+1	66.230	65.966	74.507+dnf	3	65.966	0.512
PM	67.226+dnf	71.317	66.553+1	67.113	76.835			

4.3.7 Class X

						Pts	Total	Diff
1	John Clark			11	2008 Mazda Miata Red			
AM	63.018	62.159	61.756	62.055	61.888	10	61.050	0.000
PM	61.872	61.788+1	61.050	61.893+3	62.364+3			
2	Jonathan Altschul			1	2000 Toyota MR2 Spyder Eyebleed Green			
AM	65.517	64.097	63.895	63.699	63.080	8	61.898	0.848
PM	63.392	62.205	62.041+1	62.836	61.898			
3	Arturo Alarcon			89	2016 Mazda MX-5 Miata Soul Red			
AM	67.595	66.261	64.652	64.284	64.095	6	63.771	1.873
PM	65.152	72.316+1	63.771	64.055	64.247			
4	Aaron Best			26	2001 Mazda Miata Blue			
AM	66.416+2	65.832+2	65.803+2	65.158	65.396+2	4	64.536	0.765
PM	64.536	64.294+dnf	64.058+1	64.900+1	63.763+1			
5	Sue Anne Rische			66	1989 Honda Civic Si Yes			
AM	67.831	69.743+3	72.187+2	66.888+1	66.144+dnf	3	64.672	0.136
PM	66.736+1	64.672	65.532+1	72.707+2	65.891+2			
6	Darryl Paul			62	1996 Mazda Miata Blue			

AM	66.948+dnf	65.933+3	65.231+2	65.470+1	66.754+2	2	65.235	0.563
PM	65.385+1	69.177+dnf	65.987	79.741+1	65.235			
7	Aaron Rodriguez			17	2019 Subaru BRZ Gray			
AM	69.214+1	68.718	78.694+dnf	67.465	67.067+1	1	66.883	1.648
PM	68.103+1	67.898	68.080+dnf	66.646+2	66.883			
8	Chris Cheung			8	2021 Mazda MX-5 Gray			
AM	74.143+dnf	73.256	72.367	72.798	72.046	1	70.510	3.627
PM	72.523	77.262+dnf	70.660	71.005	70.510			
9	Alex Cheung			28	2021 Mazda MX-5 Gray			
AM	78.376	78.144	74.792	75.657+1	74.292	1	73.068	2.558
PM	76.511	73.068	73.198+2	73.098	73.905			

4.3.8 Class Y

						Pts	Total	Diff
1	Brandon Dan			21	2021 Honda Civic Type R Blue			
AM	61.103+1	60.445+dnf	61.145	61.030	60.772+dnf	10	60.034	0.000
PM	60.474	60.583	60.218+1	60.034	DNR			
2	Gerry Terranova			153	1981 Volkswagen Scirocco Silver			
AM	65.983+dnf	65.280+1	67.766+dnf	67.138	63.343	8	61.103	1.069
PM	62.074	62.247	63.187	61.278+1	61.103			
3	John Wilson			808	2016 Nissan 370z Red			
AM	66.478+dnf	66.299	75.683+1	66.186	65.053	6	63.217	2.114
PM	66.080	63.517+2	64.273+1	63.217	71.240+dnf			
4	Brian Woods			7	2018 Volkswagen Golf R White			
AM	68.488	65.914	66.165	64.375+1	64.643	4	63.308	0.091
PM	64.959	64.016	71.457+dnf	63.892	63.308			
5	Jerrett Jan			172	2023 Subaru BRZ Blue			
AM	66.409+2	66.385+2	65.378+1	65.271	65.613+2	3	63.540	0.232
PM	64.681+dnf	64.444+3	64.248+2	64.283+2	63.540			
6	David Whitener			53	1981 Volkswagen Scirocco			
AM	64.154	64.042	63.204+dnf	63.893	84.393	2	63.893	0.353
PM	75.184	DNR	DNR	DNR	DNR			
7	Petteri Pirhonen			113	2011 Audi TTS Black			
AM	67.270	65.947	69.564+1	67.829+dnf	67.201	1	64.476	0.583
PM	69.482+dnf	68.735+2	65.614	64.976	64.476			
8	Trevor Dahlen			52	2022 Toyota GR86 Blue			
AM	74.220+2	72.128	68.560	68.099	67.271+1	1	66.583	2.107
PM	72.029+dnf	68.674	70.637	69.177	66.583			
9	Ellie Alarcon			85	2018 Subaru WRX Blue			
AM	71.196	69.961+1	69.503	68.481	68.633	1	66.805	0.222
PM	68.409	66.994	66.805	DNR	DNR			
10	Brandon Tsan			45	2012 Mazda Mazdaspeed3 Gray			
AM	75.859	72.659	72.506	70.898	70.208	1	68.016	1.211
PM	72.125	70.021	68.150	68.016	68.808			
11	Dylan Tissue			19	1995 Mazda Miata Leopard Print			
AM	76.618	75.470+1	73.196	73.115	72.718	1	70.139	2.123

PM	74.346	72.186	70.718	70.139	85.080+dnf			
----	--------	--------	--------	--------	------------	--	--	--

4.3.9 Class Z

						Pts	Total	Diff
1	Jeremy Foley			13	2008 Chevrolet Z06 Yellow			
AM	62.302+dnf	59.368	59.270	59.327+2	58.938+1	10	59.270	0.000
PM	63.708+dnf	59.031+2	59.517+4	DNR	DNR			
2	Cameron Goode			9	2020 Tesla Model 3 White			
AM	59.901+5	59.649+2	59.718	59.548	59.209+2	8	59.548	0.278
PM	59.566+10	60.363+2	60.672+2	60.374	DNR			
3	Tim Mason			214	2019 Ford Shelby GT350 Dumpster Orange			
AM	63.601	63.475	62.955	63.202	71.243+1	6	62.473	2.925
PM	62.473	69.809	63.083+1	63.188	75.042			
4	Matthew Partain			29	2002 Chevrolet Corvette Z06 Electron Blue			
AM	63.681+dnf	63.464+1	62.949	63.314+dnf	64.615+dnf	4	62.949	0.476
PM	64.053+1	63.429+1	66.481+dnf	63.179+1	62.830+2			
5	Fox Schaffer			25	2023 Chevrolet Camaro SS 1LE White			
AM	71.367	69.681	66.868	65.360	66.575+2	3	65.360	2.411
PM	66.106	65.643+1	66.255	66.430	66.118			
6	Greg Scherer			78	1978 Pontiac Trans Am, Special edition			
AM	67.443	67.064+1	67.247	65.401	66.696	2	65.401	0.041
PM	66.932	66.039	67.296+1	66.431	66.671			
7	Vitalii Miroshnychenko			60	2022 Tesla Model 3 Performance White			
AM	69.685	67.983	67.384	66.587	66.028+1	1	65.472	0.071
PM	67.296	66.507	66.290	65.472	65.660			
8	Ivy Chang			350	GT350 Gray			
AM	66.690	64.920+2	65.994	66.591	66.467	1	65.602	0.130
PM	65.399+1	65.181+1	65.602	65.816	66.261+1			
9	Phillip Craddock			10	2023 Chevrolet Corvette Red			
AM	70.280	68.061+1	66.939	68.949	67.998	1	66.939	1.337
PM	68.411+1	70.844	67.171+2	70.674+3	69.996			
10	Thomas Vaughan			111	2023 DF goblin			
AM	74.024	71.779	67.950	78.238+dnf	67.827	1	67.675	0.736
PM	67.675	72.300	68.504	75.161	68.003			
11	Larry Schaapveld			4	1996 Chevrolet corvette red			
AM	74.307	77.234+dnf	73.433	71.298	71.425	1	70.564	2.889
PM	73.452+dnf	70.793+dnf	72.027	71.120	70.564			
12	John Loflin			73	2017 Chevrolet SS Sedan White			
AM	75.410+1	75.092+dnf	73.098	74.563+1	76.408+1	1	72.905	2.341
PM	73.921+dnf	72.905	72.704+dnf	73.840	74.636			

4.3.10 Class NOVICE

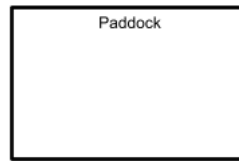
						Pts	Total	Diff
1	Casey Neubauer			51	Chevrolet Corvette SEBRING ORANGE			

AM	73.048	69.011	68.755	68.312+1	73.689	10	67.200	0.000
PM	68.819+1	67.064+1	71.957+dnf	69.509	66.200+1			
2	Juan Sanchez			155	2020 Dodge Challenger scat pack WB Red			
AM	70.780+1	71.188+1	68.981+3	68.444+3	69.433+1	8	67.235	0.035
PM	67.597+2	67.030+4	66.376+1	66.235+1	DNR			
3	Kenneth Neubauer			34	1994 Chevrolet S10 Red			
AM	72.209	70.852	70.546	70.619	68.908	6	67.993	0.758
PM	68.996	68.017	67.216+dnf	68.517	67.993			
4	Jacob Tsutsumi			14	2005 BMW 330			
AM	72.471	69.633	69.990	69.539+2	68.058	4	68.058	0.065
PM	67.645+3	67.887+1	68.369	DNR	DNR			
5	Ganesh Gangane			112	1992 Mazda Miata Silver			
AM	79.802	75.279	73.726	71.901	70.590	3	69.090	1.032
PM	73.861	69.904	69.761	69.090	69.831			
6	Sergiy Miroshnychenko			68	2022 Tesla Model 3 Performance White			
AM	85.814	80.499	76.814	76.586+dnf	73.111	2	72.371	3.281
PM	76.569	73.777	72.371	72.390	86.639+dnf			
7	Emir Martinez			3	BMW 135i White			
AM	123.900+dnf	104.555	93.846	75.193+dnf	77.795+dnf	1	72.820	0.449
PM	80.608+dnf	75.790	72.820	DNR	DNR			
8	Steve Fithian			67	2022 BMW X6 M Competition Gray			
AM	82.715+dnf	77.169	77.757	75.668	77.192	1	75.398	2.578
PM	78.013+dnf	75.430	72.594+dnf	71.721+dnf	75.398			
9	Brandon Webb			92	2010 BMW 328i Silver			
AM	81.674+dnf	76.499	77.059+2	75.439	77.165	1	75.439	0.041
PM	DNR	DNR	DNR	DNR	DNR			
10	Arka Chanda			16	2021 BMW M5 White			
AM	104.001	86.756	95.078	83.112	82.681	1	78.638	3.199
PM	82.511	79.465	77.556+2	77.638+1	DNR			
11	Naveed Mozaffar			33	2004 BMW 330i Red			
AM	93.821	85.029	82.409	85.004	83.408+dnf	1	80.615	1.977
PM	80.615	DNR	DNR	DNR	DNR			
12	William McLennan			6	GMC pick up black			
AM	99.045+6	87.506	999.999+off	85.325	81.846	1	80.741	0.126
PM	81.076	83.792	82.198	82.815	80.741			
13	George Vasquez			24	1991 Honda CRX Black			
AM	86.652	88.115	85.158+dnf	82.159	79.454+dnf	1	81.282	0.541
PM	82.924	89.680+dnf	81.282	DNR	DNR			

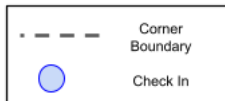
5 Autocross #5



Lone Star BMW CCA
 Autocross
 August 20, 2023
 Lone Star Park
 Live Timing -
autox.lscbmwcca.org



From Beltline Rd, enter at most southern entry (Gates 3/4/5, Lone Star Parkway) and continue to Gate 5/Pollock Pl. Take a left on Pollock. Take a left into second parking lot.



Registration at www.motorsportreg.com.
 More information at
<http://www.lscbmwcca.org/autocross.html>



Onsite Sign Up is not available.

Course length: 3252.0 feet (991.21 m)

Time	Temp	DwPt	Hum	Wind	Speed	Gust	Press	Prcp	Conditions
8:53 AM	94 F	66 F	40 %	N	6 mph	0 mph	29.39 in	0.0 in	Fair
9:53 AM	98 F	64 F	33 %	NNW	7 mph	0 mph	29.40 in	0.0 in	Fair
10:53 AM	102 F	63 F	28 %	NNW	7 mph	0 mph	29.40 in	0.0 in	Fair
11:53 AM	104 F	64 F	27 %	N	8 mph	0 mph	29.40 in	0.0 in	Fair
12:53 PM	105 F	65 F	27 %	N	7 mph	0 mph	29.38 in	0.0 in	Fair

[Click for more weather data](#)

5.1 Final Raw Time Results

#5 - ax5_20230820 - Sun 08-20-2023

Timed Entries: 47

Raw Pos.	Pos.	Class	#	Driver	Car Model	Raw Time	Diff.	From 1st
1	1	h	90	Blake Pomykal	2010 BMW M3 White	48.381	0.000	0.000
2	1	z	111	Kj Christopher	2007 Chevrolet Corvette Z06 Blue	48.731	0.350	0.350
3	2	z	9	Cameron Goode	2020 Tesla Model 3 White	49.214	0.483	0.833
4	1	x	17	John Clark	2008 Mazda Miata Red	49.249	0.035	0.868
5	3	z	5	Joe Wilkinson	2018 Porsche 911 - GT3 Chalk	49.762	0.513	1.381
6	1	g	357	Ron Tsan	2013 BMW M3 White	49.787	0.025	1.406
7	2	g	22	Colin Clarke	2013 BMW M3 White	49.794	0.007	1.413
8	2	x	1	Jonathan Altschul	2000 Toyota MR2 Spyder Eyebleed G	49.904	0.110	1.523
9	2	h	82	Matthew Dashiell	2008 BMW M3 Interlagos Blue	49.980	0.076	1.599
10	3	g	35	Ricardo L. Negron Marrero	2009 BMW 335i Alpine White	49.990	0.010	1.609
11	3	h	303	Pawel Potera	2016 BMW M3 Silver	50.232	0.242	1.851
12	1	y	172	Jerrett Jan	2023 Subaru BRZ Blue	50.560	0.328	2.179
13	4	z	71	Stan Whitney	2008 Porsche 911 Turbo Silver	51.054	0.494	2.673
14	5	z	171	Su Brude	2008 Porsche 911 Turbo Silver	51.170	0.116	2.789
15	3	x	89	Arturo Alarcon	2016 Mazda MX-5 Miata Soul Red	51.585	0.415	3.204
16	6	z	60	Vitalii Miroshnychenko	2022 Tesla Model 3 Performance Wh	51.623	0.038	3.242
17	4	h	41	Franco Maras	2018 BMW M2 Mineral Grey	51.841	0.218	3.460
18	7	z	10	Kevin Gutierrez	2003 Chevrolet Corvette Yellow	52.138	0.297	3.757
19	4	x	13	Anthony Carinci Jr	2016 Scion Fr-s Tan	52.343	0.205	3.962
20	4	g	11	Ben Qureshi	2015 BMW M3 Black	52.354	0.011	3.973
21	5	x	66	Sue Anne Rische	1989 Honda Civic Si Yes	52.380	0.026	3.999
22	8	z	163	Duston Nixon	1963 Chevrolet C10 Silver	52.656	0.276	4.275
23	9	z	67	Stuart Salomon	1995 Chevrolet Corvette Black	52.770	0.114	4.389
24	6	x	62	Darryl Paul	1996 Mazda Miata Blue	52.843	0.073	4.462
25	10	z	43	Eric Nelson	2019 Tesla M3 Mineral Grey	53.465	0.622	5.084
26	11	z	21	Kencey Christopher	2007 Chevrolet Corvette Z06 Blue	53.628	0.163	5.247
27	1	f	15	Adam Zastrow	2002 BMW 330i Silver	53.656	0.028	5.275
28	1	novice	24	Zachary Jones	2023 Toyota GR Corolla Black	53.693	0.037	5.312
29	2	novice	51	Casey Neubauer	Chevrolet Corvette SEBRING ORANGE	53.719	0.026	5.338
30	3	novice	34	Kenneth Neubauer	1994 Chevrolet S10 Red	54.006	0.287	5.625
31	4	novice	14	Jacob Tsutsumi	2005 BMW 330	54.243	0.237	5.862
32	2	f	20	Kole Hobbs	2003 BMW Z4 Black	54.381	0.138	6.000
33	1	d	2	Thad Prugh	2015 Mini JCW Green/Red	54.988	0.607	6.607
34	12	z	63	Paul Nixon	1963 Chevrolet C10 Driftwood	55.129	0.141	6.748
35	13	z	27	Justin Samuels	2012 Ford Mustang Boss 302 White	55.176	0.047	6.795
36	1	c	437	Luke Hawkins	2010 MINI Blue	55.326	0.150	6.945
37	5	novice	3	Earvin Larry	2023 Honda Civic White	55.332	0.006	6.951
38	1	e	80	Shane Warner	2002 BMW M3 Carbon Black	55.560	0.228	7.179
39	7	x	8	Chris Cheung	2021 Mazda MX-5 Gray	56.217	0.657	7.836
40	6	novice	7	Sergiy Miroshnychenko	2006 Mini Pooper S Red	58.644	2.427	10.263
41	8	x	28	Alex Cheung	2021 Mazda MX-5 Gray	58.657	0.013	10.276

Raw Pos.	Pos.	Class	#	Driver	Car Model	Raw Time	Diff.	From 1st
42	7	novice	77	Andre Cummings	2017 Mercedes-Benz C43 AMG Iridium	59.330	0.673	10.949
43	8	novice	4	George Vasquez	1991 Honda CRX Black	60.770	1.440	12.389
44	9	novice	42	Steffani Lee	2013 Subaru BRZ WR Blue	61.574	0.804	13.193
45	10	novice	0	Bryan Abraham	2014 BMW 335i Black	61.790	0.216	13.409
46	3	f	19	Daniel Tu	2013 BMW 335i Black	62.448	0.658	14.067
47	11	novice	64	Liam Ellinger	2020 Toyota 86 Gray	62.925	0.477	14.544

5.2 Summary Results

Top time of the day - **48.381** s, average speed of **45.829** mph

Driver: **Blake Pomykal**

Car number: **90**, Car: **2010 BMW M3 White**, Class: **H**

5.2.1 Class C

Pos.	#	Pts	Driver	Car Model	Raw Time	Diff.	From 1st
1	437	10	Luke Hawkins	2010 MINI Blue	55.326	0.000	0.000

5.2.2 Class D

Pos.	#	Pts	Driver	Car Model	Raw Time	Diff.	From 1st
1	2	10	Thad Prugh	2015 Mini JCW Green/Red	54.988	0.000	0.000

5.2.3 Class E

Pos.	#	Pts	Driver	Car Model	Raw Time	Diff.	From 1st
1	80	10	Shane Warner	2002 BMW M3 Carbon Black	55.560	0.000	0.000

5.2.4 Class F

Pos.	#	Pts	Driver	Car Model	Raw Time	Diff.	From 1st
1	15	10	Adam Zastrow	2002 BMW 330i Silver	53.656	0.000	0.000
2	20	8	Kole Hobbs	2003 BMW Z4 Black	54.381	0.725	0.725
3	19	6	Daniel Tu	2013 BMW 335i Black	62.448	8.067	8.792

5.2.5 Class G

Pos.	#	Pts	Driver	Car Model	Raw Time	Diff.	From 1st
1	357	10	Ron Tsan	2013 BMW M3 White	49.787	0.000	0.000
2	22	8	Colin Clarke	2013 BMW M3 White	49.794	0.007	0.007
3	35	6	Ricardo L. Negrón Marrero	2009 BMW 335i Alpine White	49.990	0.196	0.203
4	11	4	Ben Qureshi	2015 BMW M3 Black	52.354	2.364	2.567

5.2.6 Class H

Pos.	#	Pts	Driver	Car Model	Raw Time	Diff.	From 1st
1	90	10	Blake Pomykal	2010 BMW M3 White	48.381	0.000	0.000
2	82	8	Matthew Dashiell	2008 BMW M3 Interlagos Blue	49.980	1.599	1.599
3	303	6	Pawel Potera	2016 BMW M3 Silver	50.232	0.252	1.851
4	41	4	Franco Maras	2018 BMW M2 Mineral Grey	51.841	1.609	3.460

5.2.7 Class X

Pos.	#	Pts	Driver	Car Model	Raw Time	Diff.	From 1st
1	17	10	John Clark	2008 Mazda Miata Red	49.249	0.000	0.000
2	1	8	Jonathan Altschul	2000 Toyota MR2 Spyder Eyebleed G	49.904	0.655	0.655
3	89	6	Arturo Alarcon	2016 Mazda MX-5 Miata Soul Red	51.585	1.681	2.336
4	13	4	Anthony Carinci Jr	2016 Scion Fr-s Tan	52.343	0.758	3.094
5	66	3	Sue Anne Rische	1989 Honda Civic Si Yes	52.380	0.037	3.131
6	62	2	Darryl Paul	1996 Mazda Miata Blue	52.843	0.463	3.594
7	8	1	Chris Cheung	2021 Mazda MX-5 Gray	56.217	3.374	6.968
8	28	1	Alex Cheung	2021 Mazda MX-5 Gray	58.657	2.440	9.408

5.2.8 Class Y

Pos.	#	Pts	Driver	Car Model	Raw Time	Diff.	From 1st
1	172	10	Jerrett Jan	2023 Subaru BRZ Blue	50.560	0.000	0.000

5.2.9 Class Z

Pos.	#	Pts	Driver	Car Model	Raw Time	Diff.	From 1st
1	111	10	Kj Christopher	2007 Chevrolet Corvette Z06 Blue	48.731	0.000	0.000
2	9	8	Cameron Goode	2020 Tesla Model 3 White	49.214	0.483	0.483
3	5	6	Joe Wilkinson	2018 Porsche 911 - GT3 Chalk	49.762	0.548	1.031
4	71	4	Stan Whitney	2008 Porsche 911 Turbo Silver	51.054	1.292	2.323
5	171	3	Su Brude	2008 Porsche 911 Turbo Silver	51.170	0.116	2.439
6	60	2	Vitalii Miroshnychenko	2022 Tesla Model 3 Performance Wh	51.623	0.453	2.892
7	10	1	Kevin Gutierrez	2003 Chevrolet Corvette Yellow	52.138	0.515	3.407
8	163	1	Duston Nixon	1963 Chevrolet C10 Silver	52.656	0.518	3.925
9	67	1	Stuart Salomon	1995 Chevrolet Corvette Black	52.770	0.114	4.039
10	43	1	Eric Nelson	2019 Tesla M3 Mineral Grey	53.465	0.695	4.734
11	21	1	Kencey Christopher	2007 Chevrolet Corvette Z06 Blue	53.628	0.163	4.897
12	63	1	Paul Nixon	1963 Chevrolet C10 Driftwood	55.129	1.501	6.398
13	27	1	Justin Samuels	2012 Ford Mustang Boss 302 White	55.176	0.047	6.445

5.2.10 Class NOVICE

Pos.	#	Pts	Driver	Car Model	Raw Time	Diff.	From 1st
1	24	10	Zachary Jones	2023 Toyota GR Corolla Black	53.693	0.000	0.000
2	51	8	Casey Neubauer	Chevrolet Corvette SEBRING ORANGE	53.719	0.026	0.026
3	34	6	Kenneth Neubauer	1994 Chevrolet S10 Red	54.006	0.287	0.313
4	14	4	Jacob Tsutsumi	2005 BMW 330	54.243	0.237	0.550
5	3	3	Earvin Larry	2023 Honda Civic White	55.332	1.089	1.639
6	7	2	Sergiy Miroshnychenko	2006 Mini Pooper S Red	58.644	3.312	4.951
7	77	1	Andre Cummings	2017 Mercedes-Benz C43 AMG Iridiu	59.330	0.686	5.637
8	4	1	George Vasquez	1991 Honda CRX Black	60.770	1.440	7.077
9	42	1	Steffani Lee	2013 Subaru BRZ WR Blue	61.574	0.804	7.881
10	0	1	Bryan Abraham	2014 BMW 335i Black	61.790	0.216	8.097
11	64	1	Liam Ellinger	2020 Toyota 86 Gray	62.925	1.135	9.232

5.3 Final Results

5.3.1 Class C

						Pts	Total	Diff	
1	Luke Hawkins			437	2010 MINI Blue				
AM	79.335	58.981	57.748	55.326	55.945	10	55.326	0.000	
PM	56.146+1	DNR	DNR	DNR	DNR				

5.3.2 Class D

						Pts	Total	Diff	
1	Thad Prugh			2	2015 Mini JCW Green/Red				
AM	57.214	55.724	55.935	55.486	54.988	10	54.988	0.000	
PM	55.531	DNR	DNR	DNR	DNR				

5.3.3 Class E

						Pts	Total	Diff	
1	Shane Warner			80	2002 BMW M3 Carbon Black				
AM	59.142	56.552	56.100	55.560	55.924	10	55.560	0.000	
PM	56.532	DNR	DNR	DNR	DNR				

5.3.4 Class F

						Pts	Total	Diff	
1	Adam Zastrow			15	2002 BMW 330i Silver				
AM	55.412	53.673	53.751	53.656	54.427	10	53.656	0.000	
PM	53.759	DNR	DNR	DNR	DNR				
2	Kole Hobbs			20	2003 BMW Z4 Black				
AM	57.877+dnf	54.381	57.962	DNR	DNR	8	54.381	0.725	
PM	DNR	DNR	DNR	DNR	DNR				
3	Daniel Tu			19	2013 BMW 335i Black				
AM	69.699	65.392	63.590	63.104	62.964	6	62.448	8.067	
PM	62.448	DNR	DNR	DNR	DNR				

5.3.5 Class G

						Pts	Total	Diff	
1	Ron Tsan			357	2013 BMW M3 White				
AM	50.959	50.464	49.787	50.616	50.265	10	49.787	0.000	
PM	49.789	DNR	DNR	DNR	DNR				
2	Colin Clarke			22	2013 BMW M3 White				
AM	52.009	50.256	49.794	50.256	50.618	8	49.794	0.007	

PM	49.907+2	DNR	DNR	DNR	DNR			
3	Ricardo L. Negron Marrero			35	2009 BMW 335i Alpine White			
AM	53.765	51.158	51.296+1	50.762	50.386	6	49.990	0.196
PM	49.990	DNR	DNR	DNR	DNR			
4	Ben Qureshi			11	2015 BMW M3 Black			
AM	55.311	52.354	52.502	52.808	52.580	4	52.354	2.364
PM	52.889	DNR	DNR	DNR	DNR			

5.3.6 Class H

						Pts	Total	Diff
1	Blake Pomykal			90	2010 BMW M3 White			
AM	50.540	49.294	48.503	48.381	49.942	10	48.381	0.000
PM	49.705	DNR	DNR	DNR	DNR			
2	Matthew Dashiell			82	2008 BMW M3 Interlagos Blue			
AM	51.380	50.572	50.403	49.980	50.353	8	49.980	1.599
PM	52.836	DNR	DNR	DNR	DNR			
3	Pawel Potera			303	2016 BMW M3 Silver			
AM	53.099+1	51.465	51.216	51.485	50.232	6	50.232	0.252
PM	50.511	DNR	DNR	DNR	DNR			
4	Franco Maras			41	2018 BMW M2 Mineral Grey			
AM	56.060	55.364	54.369	53.355	51.841	4	51.841	1.609
PM	DNR	DNR	DNR	DNR	DNR			

5.3.7 Class X

						Pts	Total	Diff
1	John Clark			17	2008 Mazda Miata Red			
AM	50.032	49.800	49.280	49.375	49.264	10	49.249	0.000
PM	49.249	DNR	DNR	DNR	DNR			
2	Jonathan Altschul			1	2000 Toyota MR2 Spyder Eyebleed Green			
AM	50.824	50.742	50.385	49.904	58.487	8	49.904	0.655
PM	51.451	DNR	DNR	DNR	DNR			
3	Arturo Alarcon			89	2016 Mazda MX-5 Miata Soul Red			
AM	52.550	52.875	52.178	51.986	51.908	6	51.585	1.681
PM	51.585	DNR	DNR	DNR	DNR			
4	Anthony Carinci Jr			13	2016 Scion Fr-s Tan			
AM	55.680	52.604	66.857+dnf	53.186	52.343	4	52.343	0.758
PM	52.494	DNR	DNR	DNR	DNR			
5	Sue Anne Rische			66	1989 Honda Civic Si Yes			
AM	55.100+1	55.706+2	52.711+1	52.380	51.612+1	3	52.380	0.037
PM	51.690+2	DNR	DNR	DNR	DNR			
6	Darryl Paul			62	1996 Mazda Miata Blue			
AM	53.622	52.843	60.799+dnf	52.272+1	52.479+2	2	52.843	0.463
PM	52.264+2	DNR	DNR	DNR	DNR			
7	Chris Cheung			8	2021 Mazda MX-5 Gray			

AM	58.393	57.183	56.772	57.197	56.465+1	1	56.217	3.374
PM	56.217	DNR	DNR	DNR	DNR			
8	Alex Cheung			28	2021 Mazda MX-5 Gray			
AM	62.669+1	60.280	59.461	57.657+1	58.874+1	1	58.657	2.440
PM	59.536+1	DNR	DNR	DNR	DNR			

5.3.8 Class Y

						Pts	Total	Diff
1	Jerrett Jan			172	2023 Subaru BRZ Blue			
AM	51.258	51.102	50.560	51.235	51.150	10	50.560	0.000
PM	51.402	DNR	DNR	DNR	DNR			

5.3.9 Class Z

						Pts	Total	Diff
1	Kj Christopher			111	2007 Chevrolet Corvette Z06 Blue			
AM	51.337	49.756	49.853	48.852	48.731	10	48.731	0.000
PM	DNR	DNR	DNR	DNR	DNR			
2	Cameron Goode			9	2020 Tesla Model 3 White			
AM	49.722+1	48.965+2	49.367+1	49.312	49.604	8	49.214	0.483
PM	49.214	DNR	DNR	DNR	DNR			
3	Joe Wilkinson			5	2018 Porsche 911 - GT3 Chalk			
AM	50.879	50.056	49.762	50.613	49.338+1	6	49.762	0.548
PM	50.009	DNR	DNR	DNR	DNR			
4	Stan Whitney			71	2008 Porsche 911 Turbo Silver			
AM	53.554	53.980+1	54.609	51.054	51.473	4	51.054	1.292
PM	56.017	DNR	DNR	DNR	DNR			
5	Su Brude			171	2008 Porsche 911 Turbo Silver			
AM	59.069+1	55.177	53.282+1	52.342	51.170	3	51.170	0.116
PM	51.567	DNR	DNR	DNR	DNR			
6	Vitalii Miroshnychenko			60	2022 Tesla Model 3 Performance White			
AM	53.775	52.966	54.082+1	52.916	52.260+1	2	51.623	0.453
PM	51.623	DNR	DNR	DNR	DNR			
7	Kevin Gutierrez			10	2003 Chevrolet Corvette Yellow			
AM	55.201	53.621	52.614	60.848	52.269	1	52.138	0.515
PM	52.138	DNR	DNR	DNR	DNR			
8	Duston Nixon			163	1963 Chevrolet C10 Silver			
AM	56.036	54.340	53.331+1	53.688	52.656	1	52.656	0.518
PM	DNR	DNR	DNR	DNR	DNR			
9	Stuart Salomon			67	1995 Chevrolet Corvette Black			
AM	53.944	54.285+1	55.057+dnf	53.224	52.770	1	52.770	0.114
PM	53.712+1	DNR	DNR	DNR	DNR			
10	Eric Nelson			43	2019 Tesla M3 Mineral Grey			
AM	56.326	55.109	54.600	53.787	53.855	1	53.465	0.695
PM	53.465	DNR	DNR	DNR	DNR			

11	Kencey Christopher			21	2007 Chevrolet Corvette Z06 Blue			
AM	57.785	55.938	54.835	54.687	54.635	1	53.628	0.163
PM	53.628	DNR	DNR	DNR	DNR			
12	Paul Nixon			63	1963 Chevrolet C10 Driftwood			
AM	57.358	57.227	56.213	55.416	55.129	1	55.129	1.501
PM	DNR	DNR	DNR	DNR	DNR			
13	Justin Samuels			27	2012 Ford Mustang Boss 302 White			
AM	57.708	56.084	55.176	55.808	DNR	1	55.176	0.047
PM	DNR	DNR	DNR	DNR	DNR			

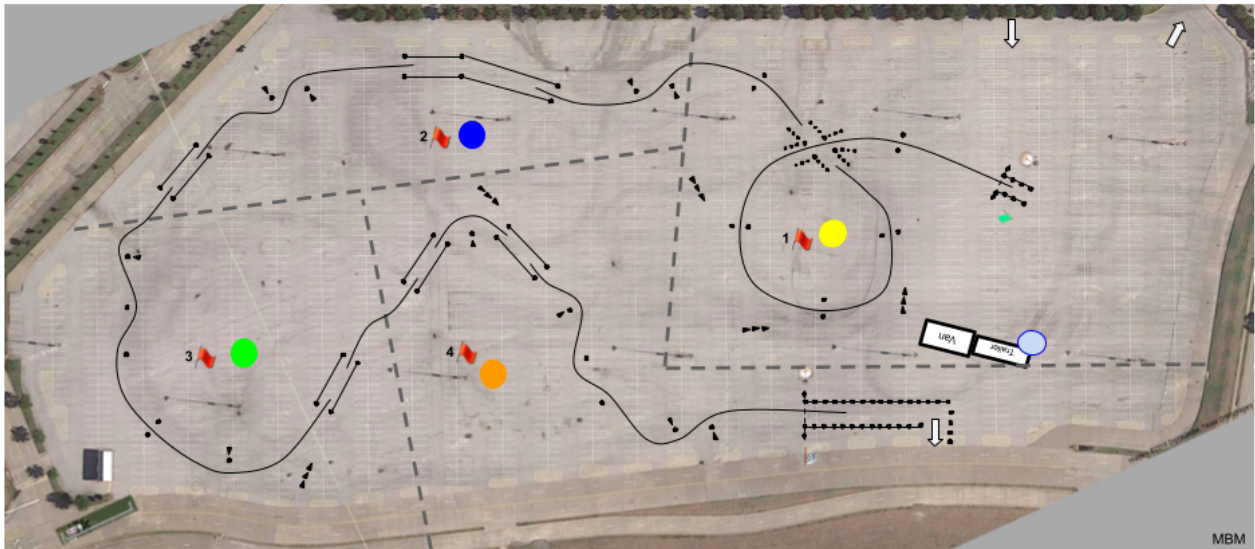
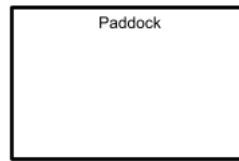
5.3.10 Class NOVICE

						Pts	Total	Diff
1	Zachary Jones			24	2023 Toyota GR Corolla Black			
AM	58.836	55.115	54.459	53.879+1	53.693	10	53.693	0.000
PM	DNR	DNR	DNR	DNR	DNR			
2	Casey Neubauer			51	Chevrolet Corvette SEBRING ORANGE			
AM	55.807+dnf	55.007	53.948	55.379+1	54.538	8	53.719	0.026
PM	53.719	DNR	DNR	DNR	DNR			
3	Kenneth Neubauer			34	1994 Chevrolet S10 Red			
AM	56.526	54.812	54.498	55.672	54.237	6	54.006	0.287
PM	54.006	DNR	DNR	DNR	DNR			
4	Jacob Tsutsumi			14	2005 BMW 330			
AM	54.992+1	54.622+1	55.490	54.719	54.243	4	54.243	0.237
PM	54.238+2	DNR	DNR	DNR	DNR			
5	Earvin Larry			3	2023 Honda Civic White			
AM	64.840	60.770	57.363	57.090	55.332	3	55.332	1.089
PM	55.713	DNR	DNR	DNR	DNR			
6	Sergiy Miroshnychenko			7	2006 Mini Pooper S Red			
AM	69.170	64.596	60.990	60.189	59.352	2	58.644	3.312
PM	58.644	DNR	DNR	DNR	DNR			
7	Andre Cummings			77	2017 Mercedes-Benz C43 AMG Iridium Silver			
AM	64.954+dnf	64.276	61.643	59.330	59.954	1	59.330	0.686
PM	61.220	DNR	DNR	DNR	DNR			
8	George Vasquez			4	1991 Honda CRX Black			
AM	64.868	63.036	64.336+1	61.355	61.307	1	60.770	1.440
PM	60.770	DNR	DNR	DNR	DNR			
9	Steffani Lee			42	2013 Subaru BRZ WR Blue			
AM	70.408	65.279	64.924	61.574	63.032	1	61.574	0.804
PM	63.737	DNR	DNR	DNR	DNR			
10	Bryan Abraham			0	2014 BMW 335i Black			
AM	66.333	63.678	62.432	61.415+1	60.790+1	1	61.790	0.216
PM	61.157+2	DNR	DNR	DNR	DNR			
11	Liam Ellinger			64	2020 Toyota 86 Gray			
AM	73.391	66.604	65.097+dnf	62.925	70.620+1	1	62.925	1.135
PM	63.834	DNR	DNR	DNR	DNR			

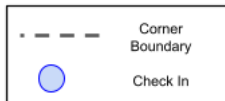
6 Autocross #6



Lone Star BMW CCA
Autocross
September 17th, 2023
Lone Star Park
Live Timing -
autox.lscbmwcca.org



From Beltline Rd, enter at most southern entry (Gates 3/4/5, Lone Star Parkway) and continue to Gate 5/Pollock Pl. Take a left on Pollock. Take a left into second parking lot.



Registration at www.motorsportreg.com.
More information at
<http://www.lscbmwcca.org/autocross.html>.



Onsite Sign Up is not available.

Course length: 3396.0 feet (1035.10 m)

Time	Temp	DwPt	Hum	Wind	Speed	Gust	Press	Prcp	Conditions
8:53 AM	74 F	63 F	68 %	NNE	7 mph	0 mph	29.44 in	0.0 in	Fair
9:53 AM	79 F	59 F	50 %	NNE	7 mph	0 mph	29.44 in	0.0 in	Fair
10:53 AM	82 F	59 F	45 %	NE	8 mph	0 mph	29.45 in	0.0 in	Fair
11:53 AM	84 F	60 F	44 %		0 mph	0 mph	29.45 in	0.0 in	Fair
12:53 PM	86 F	59 F	40 %	NNE	13 mph	0 mph	29.44 in	0.0 in	Fair
1:53 PM	88 F	58 F	36 %	VAR	3 mph	0 mph	29.43 in	0.0 in	Fair
2:53 PM	89 F	55 F	31 %	N	9 mph	17 mph	29.40 in	0.0 in	Fair
3:53 PM	91 F	51 F	25 %	NNE	9 mph	0 mph	29.37 in	0.0 in	Fair

[Click for more weather data](#)

6.1 Final Raw Time Results

#6 - Sep 17 2023 - Sun 09-17-2023

Timed Entries: 66

Raw Pos.	Pos.	Class	#	Driver	Car Model	Raw Time	Diff.	From 1st
1	1	h	90	Blake Pomykal	BMW M3 White	47.972	0.000	0.000
2	1	z	1	Cameron Goode	2020 Tesla Model 3 White	48.598	0.626	0.626
3	2	z	313	Jeremy Foley	2008 Chevrolet Z06 Yellow	49.673	1.075	1.701
4	1	x	199	David Whitener	2015 Scion FRS Grey	49.937	0.264	1.965
5	1	g	212	Colin Clarke	2013 BMW M3 White	50.213	0.276	2.241
6	2	x	17	John Clark	2008 Mazda Miata Red	50.391	0.178	2.419
7	1	y	172	Jerrett Jan	2023 Subaru BRZ Blue	50.409	0.018	2.437
8	3	z	195	Wayne Atkins	1985 Chevrolet Camaro Red	50.507	0.098	2.535
9	4	z	5	Joe Wilkinson	2018 Porsche 911 - GT3 Chalk	50.534	0.027	2.562
10	5	z	25	Fox Schaffer	2023 Chevrolet Camaro SS 1LE White	50.630	0.096	2.658
11	6	z	95	Scott Steider	2017 Ford Mustang GT White	50.704	0.074	2.732
12	2	y	40	Kelsey Karanges	2011 Porsche Cayman	50.707	0.003	2.735
13	2	h	303	Pawel Potera	2016 BMW M3 Silver	50.808	0.101	2.836
14	3	h	82	Matthew Dashiell	2008 BMW M3 Interlagos Blue	50.815	0.007	2.843
15	2	g	357	Ron Tsan	2013 BMW M3 White	51.041	0.226	3.069
16	3	x	62	Darryl Paul	1996 Mazda Miata Blue	51.220	0.179	3.248
17	4	x	991	Kim Whitener	2015 Scion FRS Grey	51.273	0.053	3.301
18	5	x	166	Jonathan Altschul	STS Hatch Artisanal	51.352	0.079	3.380
18	3	y	130	Tommy Mhire	2004 Mazdaspeed Miata gray	51.352	0.000	3.380
20	4	y	21	Rick Gonzales	2013 Mazda Miata Red	51.647	0.295	3.675
21	6	x	6	Aaron Best	2001 Mazda Miata Blue	51.936	0.289	3.964
22	7	x	66	Sue Anne Rische	1989 Honda Civic Si Yes	52.040	0.104	4.068
23	3	g	11	Ben Qureshi	2015 BMW M3 Black	52.044	0.004	4.072
24	1	f	41	Franco Maras	1999 BMW M3 Dakar Yellow	52.265	0.221	4.293
25	8	x	89	Arturo Alarcon	2016 Mazda MX-5 Miata Soul Red	52.420	0.155	4.448
26	7	z	22	Phillip Craddock	2023 Chevrolet Corvette Red Mist	52.466	0.046	4.494
27	4	h	43	Eric Nelson	2017 BMW M2 Mineral Grey	52.722	0.256	4.750
28	1	d	13	Greg Smith	2022 BMW X3M Yellow	52.875	0.153	4.903
29	9	x	12	Michael Varner	1999 Mazda Miata Green	52.901	0.026	4.929
30	4	g	35	Ricardo L. Negron Marrero	2009 BMW 335i Alpine White	53.023	0.122	5.051
31	2	f	10	Kole Hobbs	2003 BMW Z4 Black	53.094	0.071	5.122
32	10	x	18	Brandon Dan	1991 Honda Civic Si Red	53.144	0.050	5.172
33	5	y	52	Trevor Dahlen	2022 Toyota GR86 Blue	53.177	0.033	5.205
34	1	e	37	Vitalii Miroshnychenko	2006 Mini Pooper S Red	53.207	0.030	5.235
35	1	novice	51	Casey Neubauer	2019 Chevrolet Corvette SEBRING Orange	53.246	0.039	5.274
36	1	l	72	Leilane Jan	2023 Subaru BRZ Blue	53.341	0.095	5.369
37	5	g	351	Ramiro Mateo	2009 BMW 331i Alpine White	53.360	0.019	5.388
38	2	l	85	Ellie Alarcon	2018 Subaru WRX Blue	53.467	0.107	5.495
39	11	x	80	William Shanks	1991 Mazda Miata Red	53.803	0.336	5.831
40	3	f	15	Adam Zastrow	2002 BMW 330i Silver	53.918	0.115	5.946
41	6	y	135	Gary Kramar	2023 Subaru BRZ White	53.944	0.026	5.972

Raw Pos.	Pos.	Class	#	Driver	Car Model	Raw Time	Diff.	From 1st
42	7	y	77	Ben Furth	2022 Subaru BRZ White	54.584	0.640	6.612
43	2	e	2	Thad Prugh	2015 Mini JCW Green/Red	54.692	0.108	6.720
44	2	novice	71	Cun Yang	2021 Mazda Miata Gray	54.819	0.127	6.847
45	1	c	30	Luke Hawkins	2010 Mini Base Blue	54.954	0.135	6.982
46	3	novice	34	Kenneth Neubauer	1994 Chevrolet S10 Red	54.987	0.033	7.015
47	4	novice	14	Jacob Tsutsumi	2005 BMW 330	55.113	0.126	7.141
48	3	l	39	Jubilee Bass	2006 Honda Civic SI Brown	55.597	0.484	7.625
49	5	novice	20	Sree Purimetla	2023 BMW M3 Silver	55.742	0.145	7.770
50	12	x	94	Derek Friday	1994 Acura Integra Black	55.824	0.082	7.852
51	6	novice	9	Howard Locke	2006 Mazda Mx5 Copper Red	55.938	0.114	7.966
52	7	novice	86	Ryan Byrd	2012 Mazda Miata Red	56.455	0.517	8.483
53	8	novice	3	Peter Macmillan	2020 Tesla Y Grey	56.807	0.352	8.835
54	9	novice	7	John Nguyen	2001 BMW Z3 Green	56.921	0.114	8.949
55	10	novice	416	Garrett Hinshaw	2002 Chevrolet Corvette	57.054	0.133	9.082
56	11	novice	26	Abhinav Ajish	2015 Mini Cooper S Red	57.212	0.158	9.240
57	8	y	54	Michael Passaniti	2012 Volkswagen GTi Shadow Blue	57.791	0.579	9.819
58	12	novice	0	Jeriel Robles	2020 Mazda Miata Gray	57.967	0.176	9.995
59	13	novice	27	Carola Locke	2010 Mazda Miata Black	58.719	0.752	10.747
60	14	novice	47	Brent Knaack	2019 Honda Civic Grey	58.971	0.252	10.999
61	15	novice	28	Katherine Dashiell	2008 BMW M3 Blue	59.383	0.412	11.411
62	16	novice	8	David Macmillan	2020 Tesla Y Grey	59.682	0.299	11.710
63	17	novice	305	Ayush Sabherwal	2023 BMW M4 Competition Black	60.157	0.475	12.185
64	18	novice	4	George Vasquez	1991 Honda CRX Black	61.839	1.682	13.867
65	19	novice	24	Steffani Lee	2013 Subaru BRZ WR Blue	62.690	0.851	14.718
66	20	novice	107	William McLennan	GMC pick up black	70.307	7.617	22.335

6.2 Summary Results

Top time of the day - **47.972** s, average speed of **48.267** mph

Driver: **Blake Pomykal**

Car number: **90**, Car: **BMW M3 White**, Class: **H**

6.2.1 Class L

Pos.	#	Pts	Driver	Car Model	Raw Time	Diff.	From 1st
1	72	10	Leilane Jan	2023 Subaru BRZ Blue	53.341	0.000	0.000
2	85	8	Ellie Alarcon	2018 Subaru WRX Blue	53.467	0.126	0.126
3	39	6	Jubilee Bass	2006 Honda Civic SI Brown	55.597	2.130	2.256

6.2.2 Class C

Pos.	#	Pts	Driver	Car Model	Raw Time	Diff.	From 1st
1	30	10	Luke Hawkins	2010 Mini Base Blue	54.954	0.000	0.000

6.2.3 Class D

Pos.	#	Pts	Driver	Car Model	Raw Time	Diff.	From 1st
1	13	10	Greg Smith	2022 BMW X3M Yellow	52.875	0.000	0.000

6.2.4 Class E

Pos.	#	Pts	Driver	Car Model	Raw Time	Diff.	From 1st
1	37	10	Vitalii Miroshnychenko	2006 Mini Pooper S Red	53.207	0.000	0.000
2	2	8	Thad Prugh	2015 Mini JCW Green/Red	54.692	1.485	1.485

6.2.5 Class F

Pos.	#	Pts	Driver	Car Model	Raw Time	Diff.	From 1st
1	41	10	Franco Maras	1999 BMW M3 Dakar Yellow	52.265	0.000	0.000
2	10	8	Kole Hobbs	2003 BMW Z4 Black	53.094	0.829	0.829
3	15	6	Adam Zastrow	2002 BMW 330i Silver	53.918	0.824	1.653

6.2.6 Class G

Pos.	#	Pts	Driver	Car Model	Raw Time	Diff.	From 1st
1	212	10	Colin Clarke	2013 BMW M3 White	50.213	0.000	0.000
2	357	8	Ron Tsan	2013 BMW M3 White	51.041	0.828	0.828
3	11	6	Ben Qureshi	2015 BMW M3 Black	52.044	1.003	1.831
4	35	4	Ricardo L. Negron Marrero	2009 BMW 335i Alpine White	53.023	0.979	2.810
5	351	3	Ramiro Mateo	2009 BMW 331i Alpine White	53.360	0.337	3.147

6.2.7 Class H

Pos.	#	Pts	Driver	Car Model	Raw Time	Diff.	From 1st
1	90	10	Blake Pomykal	BMW M3 White	47.972	0.000	0.000
2	303	8	Pawel Potera	2016 BMW M3 Silver	50.808	2.836	2.836
3	82	6	Matthew Dashiell	2008 BMW M3 Interlagos Blue	50.815	0.007	2.843
4	43	4	Eric Nelson	2017 BMW M2 Mineral Grey	52.722	1.907	4.750

6.2.8 Class X

Pos.	#	Pts	Driver	Car Model	Raw Time	Diff.	From 1st
1	199	10	David Whitener	2015 Scion FRS Grey	49.937	0.000	0.000
2	17	8	John Clark	2008 Mazda Miata Red	50.391	0.454	0.454
3	62	6	Darryl Paul	1996 Mazda Miata Blue	51.220	0.829	1.283
4	991	4	Kim Whitener	2015 Scion FRS Grey	51.273	0.053	1.336
5	166	3	Jonathan Altschul	STS Hatch Artisanal	51.352	0.079	1.415
6	6	2	Aaron Best	2001 Mazda Miata Blue	51.936	0.584	1.999
7	66	1	Sue Anne Rische	1989 Honda Civic Si Yes	52.040	0.104	2.103
8	89	1	Arturo Alarcon	2016 Mazda MX-5 Miata Soul Red	52.420	0.380	2.483
9	12	1	Michael Varner	1999 Mazda Miata Green	52.901	0.481	2.964
10	18	1	Brandon Dan	1991 Honda Civic Si Red	53.144	0.243	3.207
11	80	1	William Shanks	1991 Mazda Miata Red	53.803	0.659	3.866
12	94	1	Derek Friday	1994 Acura Integra Black	55.824	2.021	5.887

6.2.9 Class Y

Pos.	#	Pts	Driver	Car Model	Raw Time	Diff.	From 1st
1	172	10	Jerrett Jan	2023 Subaru BRZ Blue	50.409	0.000	0.000
2	40	8	Kelsey Karanges	2011 Porsche Cayman	50.707	0.298	0.298
3	130	6	Tommy Mhire	2004 Mazdaspeed Miata gray	51.352	0.645	0.943
4	21	4	Rick Gonzales	2013 Mazda Miata Red	51.647	0.295	1.238
5	52	3	Trevor Dahlen	2022 Toyota GR86 Blue	53.177	1.530	2.768

Pos.	#	Pts	Driver	Car Model	Raw Time	Diff.	From 1st
6	135	2	Gary Kramar	2023 Subaru BRZ White	53.944	0.767	3.535
7	77	1	Ben Furth	2022 Subaru BRZ White	54.584	0.640	4.175
8	54	1	Michael Passaniti	2012 Volkswagen GTi Shadow Blue	57.791	3.207	7.382

6.2.10 Class Z

Pos.	#	Pts	Driver	Car Model	Raw Time	Diff.	From 1st
1	1	10	Cameron Goode	2020 Tesla Model 3 White	48.598	0.000	0.000
2	313	8	Jeremy Foley	2008 Chevrolet Z06 Yellow	49.673	1.075	1.075
3	195	6	Wayne Atkins	1985 Chevrolet Camaro Red	50.507	0.834	1.909
4	5	4	Joe Wilkinson	2018 Porsche 911 - GT3 Chalk	50.534	0.027	1.936
5	25	3	Fox Schaffer	2023 Chevrolet Camaro SS 1LE Whit	50.630	0.096	2.032
6	95	2	Scott Steider	2017 Ford Mustang GT White	50.704	0.074	2.106
7	22	1	Phillip Craddock	2023 Chevrolet Corvette Red Mist	52.466	1.762	3.868

6.2.11 Class NOVICE

Pos.	#	Pts	Driver	Car Model	Raw Time	Diff.	From 1st
1	51	10	Casey Neubauer	2019 Chevrolet Corvette SEBRING O	53.246	0.000	0.000
2	71	8	Cun Yang	2021 Mazda Miata Gray	54.819	1.573	1.573
3	34	6	Kenneth Neubauer	1994 Chevrolet S10 Red	54.987	0.168	1.741
4	14	4	Jacob Tsutsumi	2005 BMW 330	55.113	0.126	1.867
5	20	3	Sree Purimetla	2023 BMW M3 Silver	55.742	0.629	2.496
6	9	2	Howard Locke	2006 Mazda Mx5 Copper Red	55.938	0.196	2.692
7	86	1	Ryan Byrd	2012 Mazda Miata Red	56.455	0.517	3.209
8	3	1	Peter Macmillan	2020 Tesla Y Grey	56.807	0.352	3.561
9	7	1	John Nguyen	2001 BMW Z3 Green	56.921	0.114	3.675
10	416	1	Garrett Hinshaw	2002 Chevrolet Corvette	57.054	0.133	3.808
11	26	1	Abhinav Ajish	2015 Mini Cooper S Red	57.212	0.158	3.966
12	0	1	Jeriel Robles	2020 Mazda Miata Gray	57.967	0.755	4.721
13	27	1	Carola Locke	2010 Mazda Miata Black	58.719	0.752	5.473
14	47	1	Brent Knaack	2019 Honda Civic Grey	58.971	0.252	5.725
15	28	1	Katherine Dashiell	2008 BMW M3 Blue	59.383	0.412	6.137
16	8	1	David Macmillan	2020 Tesla Y Grey	59.682	0.299	6.436
17	305	1	Ayush Sabherwal	2023 BMW M4 Competition Black	60.157	0.475	6.911
18	4	1	George Vasquez	1991 Honda CRX Black	61.839	1.682	8.593
19	24	1	Steffani Lee	2013 Subaru BRZ WR Blue	62.690	0.851	9.444
20	107	1	William McLennan	GMC pick up black	70.307	7.617	17.061

6.3 Final Results

6.3.1 Class L

						Pts	Total	Diff
1	Leilane Jan			72	2023 Subaru BRZ Blue			
AM	55.873+3	56.448+1	53.690+dnf	56.392+1	57.121+dnf	10	53.341	0.000
PM	55.050+1	53.625	53.355	53.640	53.341			
2	Ellie Alarcon			85	2018 Subaru WRX Blue			
AM	57.508	60.585+1	54.941	56.235	54.488	8	53.467	0.126
PM	55.107	54.142+1	53.501	54.471	53.467			
3	Jubilee Bass			39	2006 Honda Civic SI Brown			
AM	57.448+1	56.178	57.821+2	56.716+2	57.351	6	55.597	2.130
PM	57.398	55.865+1	55.597	55.918	55.568+1			

6.3.2 Class C

						Pts	Total	Diff
1	Luke Hawkins			30	2010 Mini Base Blue			
AM	58.800	56.749	54.851+1	55.901	55.205+1	10	54.954	0.000
PM	57.392	55.415	54.954	55.080	55.980+2			

6.3.3 Class D

						Pts	Total	Diff
1	Greg Smith			13	2022 BMW X3M Yellow			
AM	58.096	56.867	54.964+1	55.114	54.099	10	52.875	0.000
PM	55.250	54.737	53.256	53.340	52.875			

6.3.4 Class E

						Pts	Total	Diff
1	Vitalii Miroshnychenko			37	2006 Mini Pooper S Red			
AM	58.707	54.958	54.344	53.736	58.044+dnf	10	53.207	0.000
PM	56.218	54.301+1	54.020	53.878	53.207			
2	Thad Prugh			2	2015 Mini JCW Green/Red			
AM	56.949	54.901	54.507+1	55.373	54.692	8	54.692	1.485
PM	56.052	54.954	55.451	54.079+2	54.710			

6.3.5 Class F

						Pts	Total	Diff
1	Franco Maras			41	1999 BMW M3 Dakar Yellow			
AM	55.280	53.570	53.125+1	52.939	52.265	10	52.265	0.000

PM	54.564	53.039+1	52.939	55.035+1	57.767+2			
2	Kole Hobbs			10	2003 BMW Z4 Black			
AM	57.654	55.091	54.324+1	53.094	55.258+1	8	53.094	0.829
PM	53.860+2	54.568+1	54.830+1	52.619+1	54.737+1			
3	Adam Zastrow			15	2002 BMW 330i Silver			
AM	56.824	55.519	55.079	55.611+1	57.482	6	53.918	0.824
PM	55.484	54.288	54.376	55.072+dnf	53.918			

6.3.6 Class G

						Pts	Total	Diff
1	Colin Clarke			212	2013 BMW M3 White			
AM	54.147	51.661+1	51.925	51.628+1	51.002	10	50.213	0.000
PM	54.045+dnf	50.985	50.213	50.925+1	50.405			
2	Ron Tsan			357	2013 BMW M3 White			
AM	53.553	52.714+1	51.364+1	51.768+1	52.082	8	51.041	0.828
PM	59.284	51.859	51.041	51.119+1	51.220+1			
3	Ben Qureshi			11	2015 BMW M3 Black			
AM	56.782	54.914	53.633	53.041	52.956	6	52.044	1.003
PM	56.052	52.783	52.863	52.111	52.044			
4	Ricardo L. Negrón Marrero			35	2009 BMW 335i Alpine White			
AM	54.613+dnf	52.506+1	52.951+dnf	53.385+1	53.188	4	53.023	0.979
PM	53.023	52.482+1	54.229+dnf	52.609+2	62.367			
5	Ramiro Mateo			351	2009 BMW 331i Alpine White			
AM	60.368	54.856+1	56.179	54.035+1	53.593	3	53.360	0.337
PM	54.913	54.447+1	53.360	53.048+dnf	53.477+1			

6.3.7 Class H

						Pts	Total	Diff
1	Blake Pomykal			90	BMW M3 White			
AM	51.317	49.983	53.620+dnf	47.972	49.451+1	10	47.972	0.000
PM	DNR	DNR	DNR	DNR	DNR			
2	Pawel Potera			303	2016 BMW M3 Silver			
AM	53.031+2	51.760+1	50.808	50.233+4	50.150+1	8	50.808	2.836
PM	52.107+1	51.262+1	50.836+1	50.511+1	50.967+2			
3	Matthew Dashiell			82	2008 BMW M3 Interlagos Blue			
AM	51.070+1	50.856	50.698+1	50.821	51.611	6	50.815	0.007
PM	51.616	51.266	51.063+1	50.815	50.375+1			
4	Eric Nelson			43	2017 BMW M2 Mineral Grey			
AM	56.273	52.722	60.010	53.088+1	53.490	4	52.722	1.907
PM	54.971	53.448+1	53.127+1	52.790+1	53.153			

6.3.8 Class X

						Pts	Total	Diff
1	David Whitener			199	2015 Scion FRS Grey			
AM	52.308	51.531	51.136	50.887	50.562	10	49.937	0.000
PM	50.867+1	50.427	50.852+1	50.252	49.937			
2	John Clark			17	2008 Mazda Miata Red			
AM	51.361+1	50.452+2	50.810	51.341+1	51.675	8	50.391	0.454
PM	55.120+2	50.963	50.391	51.843+1	50.831			
3	Darryl Paul			62	1996 Mazda Miata Blue			
AM	54.114+2	53.378	52.402	52.528	51.964	6	51.220	0.829
PM	51.901+1	53.439+1	52.090+1	51.208+1	51.220			
4	Kim Whitener			991	2015 Scion FRS Grey			
AM	52.060+1	51.339	51.866+1	51.304	51.273	4	51.273	0.053
PM	52.816	51.681	51.708+1	51.770+1	51.385			
5	Jonathan Altschul			166	STS Hatch Artisnal			
AM	999.999+off	56.691+2	56.137	53.923+1	54.096+1	3	51.352	0.079
PM	52.321	51.910	51.352	51.517	51.821			
6	Aaron Best			6	2001 Mazda Miata Blue			
AM	55.214+1	53.235	52.748	52.520+1	52.807+1	2	51.936	0.584
PM	52.562+2	52.962+1	53.735+dnf	52.134+1	51.936			
7	Sue Anne Rische			66	1989 Honda Civic Si Yes			
AM	58.836	60.062	57.637	58.546	57.543	1	52.040	0.104
PM	57.446+1	53.721+1	52.424	54.068+dnf	52.040			
8	Arturo Alarcon			89	2016 Mazda MX-5 Miata Soul Red			
AM	55.549	53.434	52.764	52.420	52.347+1	1	52.420	0.380
PM	53.937	52.963+1	52.756	53.400	52.426+1			
9	Michael Varner			12	1999 Mazda Miata Green			
AM	55.056+dnf	53.989	53.195+1	54.340+2	53.117	1	52.901	0.481
PM	54.383+1	53.086	54.397+2	53.564	52.901			
10	Brandon Dan			18	1991 Honda Civic Si Red			
AM	54.811	54.281	54.089+dnf	53.554	54.220+dnf	1	53.144	0.243
PM	55.921+dnf	53.346	53.144	53.483	53.650			
11	William Shanks			80	1991 Mazda Miata Red			
AM	55.710	55.517+dnf	54.461+1	53.803	54.474+dnf	1	53.803	0.659
PM	54.397	52.869+1	54.127+dnf	55.766	55.674+2			
12	Derek Friday			94	1994 Acura Integra Black			
AM	57.416	56.473+1	56.584+1	57.271+dnf	56.031+2	1	55.824	2.021
PM	57.077+1	55.824	56.387	56.812	55.765+1			

6.3.9 Class Y

						Pts	Total	Diff
1	Jerrett Jan			172	2023 Subaru BRZ Blue			
AM	53.384+1	52.524	52.098	54.464+1	52.364+1	10	50.409	0.000
PM	51.286	50.738	50.409	50.437+1	51.724			
2	Kelsey Karanges			40	2011 Porsche Cayman			
AM	54.190	53.538	52.999	51.989	51.899	8	50.707	0.298
PM	51.023	51.097+1	50.707	51.076	50.814			

3	Tommy Mhire			130	2004 Mazdaspeed Miata gray			
AM	54.002	58.411+1	52.992+1	52.858	52.538	6	51.352	0.645
PM	54.322	52.632	51.493	51.505	51.352			
4	Rick Gonzales			21	2013 Mazda Miata Red			
AM	56.427	53.568	52.906	53.623	52.282	4	51.647	0.295
PM	53.244	52.140	52.271	51.895+4	51.647			
5	Trevor Dahlen			52	2022 Toyota GR86 Blue			
AM	57.386+dnf	56.775+1	53.152+1	53.735+1	53.366	3	53.177	1.530
PM	54.155	52.778+1	52.464+1	53.177	57.242+3			
6	Gary Kramar			135	2023 Subaru BRZ White			
AM	57.258	55.527+1	54.757	53.989	53.944	2	53.944	0.767
PM	54.798+1	54.906	54.691+dnf	54.974	54.895			
7	Ben Furth			77	2022 Subaru BRZ White			
AM	61.840	999.999+off	59.030	57.646	55.727	1	54.584	0.640
PM	56.994+dnf	55.486	55.855	55.994	54.584			
8	Michael Passaniti			54	2012 Volkswagen GTi Shadow Blue			
AM	61.957	59.454	60.532	59.137	59.592+1	1	57.791	3.207
PM	59.711+1	58.838+1	58.893	57.791	57.846			

6.3.10 Class Z

						Pts	Total	Diff
1	Cameron Goode			1	2020 Tesla Model 3 White			
AM	48.691+dnf	47.598+1	47.186+4	47.759+1	52.637+2	10	48.598	0.000
PM	DNR	DNR	DNR	DNR	DNR			
2	Jeremy Foley			313	2008 Chevrolet Z06 Yellow			
AM	50.807+2	50.186+2	49.784+2	49.673	49.900+1	8	49.673	1.075
PM	50.558+3	50.014+2	51.463+2	49.866+2	49.946			
3	Wayne Atkins			195	1985 Chevrolet Camaro Red			
AM	51.026+1	50.507	49.639+2	DNR	DNR	6	50.507	0.834
PM	DNR	DNR	DNR	DNR	DNR			
4	Joe Wilkinson			5	2018 Porsche 911 - GT3 Chalk			
AM	52.524	51.742+2	51.851+1	50.238+1	50.534	4	50.534	0.027
PM	50.960	51.270+1	49.688+1	50.333+2	49.530+2			
5	Fox Schaffer			25	2023 Chevrolet Camaro SS 1LE White			
AM	52.428+1	52.823+1	52.085	51.693+1	51.427	3	50.630	0.096
PM	51.509	52.578	51.505	50.630	DNR			
6	Scott Steider			95	2017 Ford Mustang GT White			
AM	49.704+1	49.456+dnf	DNR	DNR	DNR	2	50.704	0.074
PM	DNR	DNR	DNR	DNR	DNR			
7	Phillip Craddock			22	2023 Chevrolet Corvette Red Mist			
AM	55.663	54.814	55.371	54.676+3	55.162	1	52.466	1.762
PM	54.080	60.086+1	53.330+1	52.950+1	52.466			

6.3.11 Class NOVICE

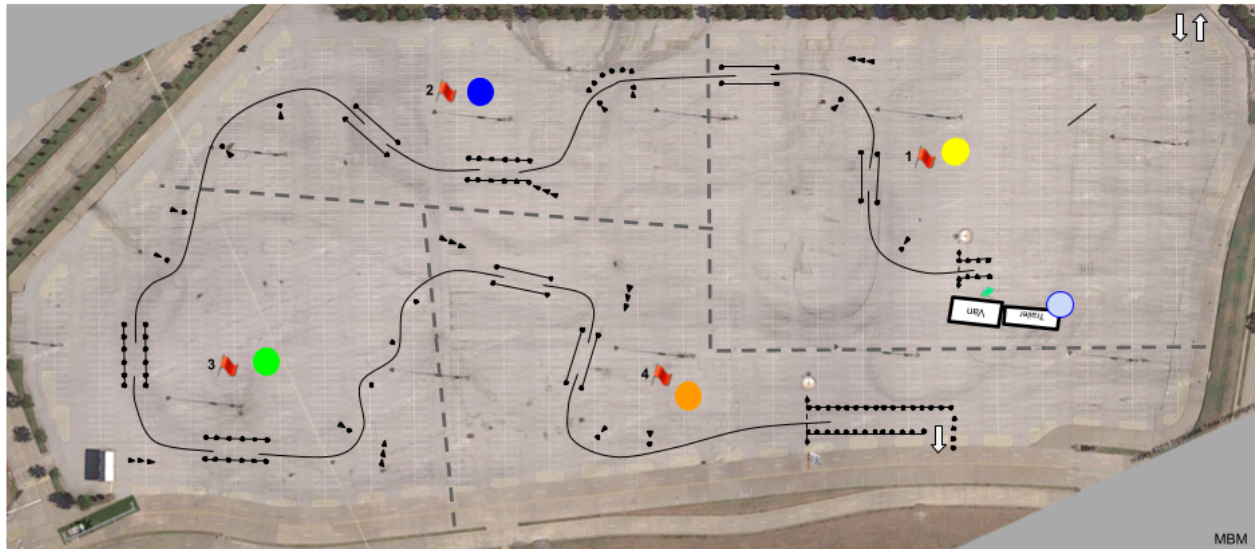
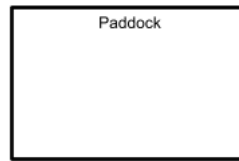
					Pts	Total	Diff	
1	Casey Neubauer			51	2019 Chevrolet Corvette SEBRING ORANGE			
AM	57.478	55.454	55.382	55.750+1	54.360	10	53.246	0.000
PM	53.593	56.124+1	53.246	54.949+dnf	58.198			
2	Cun Yang			71	2021 Mazda Miata Gray			
AM	61.554	60.157	58.225+1	57.492	56.547	8	54.819	1.573
PM	58.932	56.269	56.090+2	54.975	54.819			
3	Kenneth Neubauer			34	1994 Chevrolet S10 Red			
AM	56.295	66.413	67.661	58.293	55.463	6	54.987	0.168
PM	55.176	55.212+1	64.551	70.368+1	54.987			
4	Jacob Tsutsumi			14	2005 BMW 330			
AM	57.791+1	56.796+1	56.523	55.113	56.416	4	55.113	0.126
PM	55.247+2	55.163+dnf	55.991+3	55.754+1	54.370+3			
5	Sree Purimetla			20	2023 BMW M3 Silver			
AM	71.168+dnf	65.001	58.435	56.933	57.228	3	55.742	0.629
PM	58.762	57.679	56.128	54.742+1	58.920+1			
6	Howard Locke			9	2006 Mazda Mx5 Copper Red			
AM	59.766	58.283	56.757	57.278	56.572	2	55.938	0.196
PM	59.229	57.710	56.844	55.938	56.543			
7	Ryan Byrd			86	2012 Mazda Miata Red			
AM	61.300	58.589	59.299	62.020+dnf	58.239+1	1	56.455	0.517
PM	59.505	59.047	57.854	57.385	56.455			
8	Peter Macmillan			3	2020 Tesla Y Grey			
AM	87.841	68.096	62.222	61.871	62.494	1	56.807	0.352
PM	58.575	59.207+dnf	56.807	57.327	56.902+2			
9	John Nguyen			7	2001 BMW Z3 Green			
AM	60.226	58.952+1	58.489+dnf	59.081+dnf	58.481	1	56.921	0.114
PM	58.160+dnf	57.176+1	57.350	56.921	65.476			
10	Garrett Hinshaw			416	2002 Chevrolet Corvette			
AM	63.014	61.411	60.909	59.488	58.747	1	57.054	0.133
PM	57.905+1	57.271+1	57.054	56.453+1	56.294+1			
11	Abhinav Ajish			26	2015 Mini Cooper S Red			
AM	66.102+dnf	66.104	62.228	59.664	59.808	1	57.212	0.158
PM	61.251+dnf	59.757	58.527	57.665	57.212			
12	Jeriel Robles			0	2020 Mazda Miata Gray			
AM	66.539	70.484	63.061	63.367	61.397	1	57.967	0.755
PM	60.684	59.831+1	58.274+dnf	58.731	57.967			
13	Carola Locke			27	2010 Mazda Miata Black			
AM	72.706	75.737	62.508	62.752+dnf	76.591	1	58.719	0.752
PM	63.278	60.714	60.315	59.690	57.719+1			
14	Brent Knaack			47	2019 Honda Civic Grey			
AM	78.739	71.402	67.257	64.112	64.505	1	58.971	0.252
PM	64.631	62.156	60.430	60.507	58.971			
15	Katherine Dashiell			28	2008 BMW M3 Blue			
AM	73.196+1	65.964	62.224	61.759+1	60.716+2	1	59.383	0.412
PM	61.176+1	61.269+1	60.087	60.383	59.383			
16	David Macmillan			8	2020 Tesla Y Grey			

AM	74.137	70.386	67.759	66.933	65.694	1	59.682	0.299
PM	62.443	61.275	59.682	60.771	59.807+1			
17	Ayush Sabherwal			305	2023 BMW M4 Competition Black			
AM	70.153	65.645+dnf	60.921	65.463	66.376	1	60.157	0.475
PM	66.707	64.769	60.887	63.609	60.157			
18	George Vasquez			4	1991 Honda CRX Black			
AM	65.816	69.127	64.403	62.952	64.823+1	1	61.839	1.682
PM	67.536	61.339+dnf	63.112	61.839	63.182+1			
19	Steffani Lee			24	2013 Subaru BRZ WR Blue			
AM	78.088	69.664	68.443	66.929	65.752	1	62.690	0.851
PM	64.092	63.114	62.958	62.979	62.690			
20	William McLennan			107	GMC pick up black			
AM	84.459+dnf	70.868	71.768+dnf	70.995	69.853+dnf	1	70.307	7.617
PM	72.912	70.307	DNR	DNR	DNR			

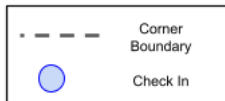
7 Autocross #7



Lone Star BMW CCA
Autocross
December 3, 2023
Lone Star Park
Live Timing -
autox.lscbmwcca.org



From Beltline Rd, enter at most southern entry (Gates 3/4/5, Lone Star Parkway) and continue to Gate 5/Pollock Pl. Take a left on Pollock. Take a left into second parking lot.



Registration at msreg.com.
More information at
<http://www.lscbmwcca.org/autocross.html>.



Onsite Sign Up is not available.

Course length: 2878.0 feet (877.21 m)

Time	Temp	DwPt	Hum	Wind	Speed	Gust	Press	Prcp	Conditions
8:53 AM	47 F	31 F	54 %	S	7 mph	0 mph	29.35 in	0.0 in	Fair
9:53 AM	53 F	28 F	38 %	SW	10 mph	0 mph	29.37 in	0.0 in	Fair
10:53 AM	60 F	25 F	26 %	SW	13 mph	0 mph	29.34 in	0.0 in	Fair
11:53 AM	66 F	23 F	20 %	SSW	14 mph	0 mph	29.31 in	0.0 in	Fair
12:53 PM	71 F	24 F	17 %	WSW	13 mph	0 mph	29.25 in	0.0 in	Fair
1:53 PM	73 F	26 F	17 %	SW	14 mph	0 mph	29.22 in	0.0 in	Fair
2:53 PM	73 F	26 F	17 %	SW	23 mph	30 mph	29.20 in	0.0 in	Fair / Windy
3:53 PM	73 F	28 F	19 %	SW	16 mph	0 mph	29.19 in	0.0 in	Fair

[Click for more weather data](#)

7.1 Final Raw Time Results

#7 - Dec 3 2023 - Sat 12-02-2023

Timed Entries: 69

Raw Pos.	Pos.	Class	#	Driver	Car Model	Raw Time	Diff.	From 1st
1	1	z	99	Brian Franke	2020 Tesla Model 3	42.063	0.000	0.000
2	2	z	9	Cameron Goode	2020 Tesla Model 3 White	42.075	0.012	0.012
3	3	z	18	Joe Wilkinson	2018 Porsche 911 - GT3 Chalk	42.976	0.901	0.913
4	1	x	13	John Clark	2008 Mazda Miata Red	43.131	0.155	1.068
5	4	z	188	Keath Marx	2006 Chevrolet Z06 Yellow	43.776	0.645	1.713
6	1	y	21	Brandon Dan	2021 Honda Civic Type R Blue	43.825	0.049	1.762
7	1	h	90	Blake Pomykal	BMW M3 White	43.863	0.038	1.800
8	2	h	82	Matthew Dashiell	2008 BMW M3 Interlagos Blue	44.035	0.172	1.972
9	2	x	89	Arturo Alarcon	2016 Mazda MX-5 Miata Soul Red	44.120	0.085	2.057
10	5	z	19	James Little	2019 Chevrolet Corvette Red	44.270	0.150	2.207
11	6	z	88	Donna Marx	2006 Chevrolet Z06 Yellow	44.449	0.179	2.386
12	2	y	33	Todd Lewis	2021 Toyota GR Yaris Black	44.519	0.070	2.456
13	7	z	78	Greg Scherer	1978 Pontiac Trans Am, Special ed	44.545	0.026	2.482
14	3	y	197	Orion Martinez	2017 Subaru WRX STI Lightning Red	44.561	0.016	2.498
15	4	y	163	Duston Nixon	2008 Nissan 350Z White	44.682	0.121	2.619
16	5	y	172	Jerrett Jan	2023 Subaru BRZ Blue	44.896	0.214	2.833
16	5	y	79	Armstrong Vongsavath	2005 Mazda RX8 Red	44.896	0.000	2.833
18	1	novice	51	Casey Neubauer	2019 Chevrolet Corvette SEBRING O	44.958	0.062	2.895
19	1	g	35	Ricardo L. Negron Marrero	2009 BMW 335i Alpine White	44.988	0.030	2.925
20	2	g	357	Ron Tsan	2013 BMW M3 White	45.002	0.014	2.939
21	3	x	1	Jonathan Altschul	2000 Toyota MR2 Spyder Eyebleed G	45.164	0.162	3.101
22	8	z	10	Phillip Craddock	2023 Chevrolet Corvette Red Mist	45.185	0.021	3.122
23	3	h	303	Pawel Potera	2016 BMW M3 Silver	45.224	0.039	3.161
24	9	z	44	Phillip Hanley	2019 Chevrolet Corvette Grand Spo	45.243	0.019	3.180
25	4	h	41	Franco Maras	2018 BMW M2 Mineral Grey	45.274	0.031	3.211
26	3	g	22	Colin Clarke	2013 BMW M3 White	45.319	0.045	3.256
27	4	g	11	Ben Qureshi	2015 BMW M3 Black	45.341	0.022	3.278
28	5	g	135	Ramiro Mateo	2009 BMW 331i Alpine White	45.378	0.037	3.315
29	7	y	52	Trevor Dahlen	2022 Toyota GR86 Blue	45.601	0.223	3.538
30	10	z	4	Ayrton Fineout	2018 Tesla 3 LR AWD Red	45.638	0.037	3.575
31	8	y	301	Tommy Mhire	???	45.928	0.290	3.865
32	4	x	12	Rick Gonzales	2020 Mazda MX5 Grey	45.954	0.026	3.891
33	9	y	63	Paul Nixon	2008 Nissan 350Z	46.079	0.125	4.016
34	5	x	16	Aaron Best	2001 Mazda Miata Blue	46.093	0.014	4.030
35	10	y	5	Nathan Trinh	2023 Toyota GR Corolla White	46.148	0.055	4.085
36	11	z	67	Randy Dicken	1967 Chevrolet camaro prowler ora	46.470	0.322	4.407
37	1	e	37	Vitalii Miroshnychenko	2006 Mini Pooper S Red	46.472	0.002	4.409
38	6	x	62	Darryl Paul	1996 Mazda Miata Blue	46.608	0.136	4.545
39	1	d	30	Luke Hawkins	2008 BMW M3 Blue	46.725	0.117	4.662
40	11	y	77	Ben Furth	2022 Subaru BRZ White	46.768	0.043	4.705
41	12	z	74	Jim Maertz	1984 Chevrolet Corvette Black	46.779	0.011	4.716

Raw Pos.	Pos.	Class	#	Driver	Car Model	Raw Time	Diff.	From 1st
42	2	novice	194	Jared Cash	1994 Chevrolet Corvette Red	46.891	0.112	4.828
43	12	y	97	Justin Wilber	2017 Subaru Wrx sti Lightning Red	46.922	0.031	4.859
44	1	l	72	Leilane Jan	2023 Subaru BRZ Blue	47.007	0.085	4.944
45	3	novice	7	Robert Rosema	2020 Chevrolet Corvette Red	47.036	0.029	4.973
46	13	z	26	Ryan Hanley	1990 Mazda Miata Blue	47.121	0.085	5.058
47	4	novice	3	Christen Dominguez	2024 BMW M2 White	47.260	0.139	5.197
48	13	y	31	William Mayo	2014 Porsche boxster blue	47.344	0.084	5.281
49	6	g	111	Richard Thackway	2004 BMW M3 Grey	47.347	0.003	5.284
50	7	x	17	Aaron Rodriguez	2019 Subaru BRZ Gray	47.605	0.258	5.542
51	14	z	128	Shaun Sullivan	1989 Ford Mustang LX Cabernet	47.814	0.209	5.751
52	5	novice	71	Cun Yang	2021 Mazda Miata Gray	48.097	0.283	6.034
53	6	novice	34	Kenneth Neubauer	1994 Chevrolet S10 Red	48.124	0.027	6.061
54	7	novice	14	Jacob Tsutsumi	2005 BMW 330	48.190	0.066	6.127
55	8	x	94	Derek Friday	1994 Acura Integra Black	48.245	0.055	6.182
56	9	x	85	Zachary Checkeye	1992 Mazda Miata Red and Blue	48.472	0.227	6.409
57	8	novice	86	Ryan Byrd	2012 Mazda Miata Red	48.598	0.126	6.535
58	1	f	20	Kole Hobbs	2001 BMW 330i Black	48.609	0.011	6.546
58	1	f	15	Adam Zastrow	2013 BMW 135i Blue	48.609	0.000	6.546
60	14	y	54	Brandon Tsan	2012 Mazda Mazdaspeed 3 Silver	48.804	0.195	6.741
61	9	novice	69	Matthew Lechner	2023 Volkswagen GTI White	48.824	0.020	6.761
62	10	novice	737	Blake Crawford	2004 Ford Focus Red	49.417	0.593	7.354
63	10	x	28	Alex Cheung	2023 Mazda MX-5 Grey	49.497	0.080	7.434
64	11	novice	47	David Linkh	2023 Toyota GR Corolla White	49.720	0.223	7.657
65	11	x	8	Chris Cheung	2021 Mazda MX-5 Gray	50.269	0.549	8.206
66	12	novice	6	Farhan Zaman	1995 Chevrolet Corvette Red	51.134	0.865	9.071
67	13	novice	182	Katherine Dashiell	2008 BMW 328i Black	51.380	0.246	9.317
68	14	novice	428	Craig Hawkins	2023 Mazda MX-5 White	54.951	3.571	12.888
69	15	z	117	William McLennan	1951 GMC Pickup Black	58.124	3.173	16.061

7.2 Summary Results

Top time of the day - **42.063** s, average speed of **46.651** mph

Driver: **Brian Franke**

Car number: **99**, Car: **2020 Tesla Model 3**, Class: **Z**

7.2.1 Class L

Pos.	#	Pts	Driver	Car Model	Raw Time	Diff.	From 1st
1	72	10	Leilane Jan	2023 Subaru BRZ Blue	47.007	0.000	0.000

7.2.2 Class D

Pos.	#	Pts	Driver	Car Model	Raw Time	Diff.	From 1st
1	30	10	Luke Hawkins	2008 BMW M3 Blue	46.725	0.000	0.000

7.2.3 Class E

Pos.	#	Pts	Driver	Car Model	Raw Time	Diff.	From 1st
1	37	10	Vitalii Miroshnychenko	2006 Mini Pooper S Red	46.472	0.000	0.000

7.2.4 Class F

Pos.	#	Pts	Driver	Car Model	Raw Time	Diff.	From 1st
1	20	10	Kole Hobbs	2001 BMW 330i Black	48.609	0.000	0.000
1	15	10	Adam Zastrow	2013 BMW 135i Blue	48.609	0.000	0.000

7.2.5 Class G

Pos.	#	Pts	Driver	Car Model	Raw Time	Diff.	From 1st
1	35	10	Ricardo L. Negron Marrero	2009 BMW 335i Alpine White	44.988	0.000	0.000
2	357	8	Ron Tsan	2013 BMW M3 White	45.002	0.014	0.014
3	22	6	Colin Clarke	2013 BMW M3 White	45.319	0.317	0.331
4	11	4	Ben Qureshi	2015 BMW M3 Black	45.341	0.022	0.353
5	135	3	Ramiro Mateo	2009 BMW 331i Alpine White	45.378	0.037	0.390
6	111	2	Richard Thackway	2004 BMW M3 Grey	47.347	1.969	2.359

7.2.6 Class H

Pos.	#	Pts	Driver	Car Model	Raw Time	Diff.	From 1st
1	90	10	Blake Pomykal	BMW M3 White	43.863	0.000	0.000
2	82	8	Matthew Dashiell	2008 BMW M3 Interlagos Blue	44.035	0.172	0.172
3	303	6	Pawel Potera	2016 BMW M3 Silver	45.224	1.189	1.361
4	41	4	Franco Maras	2018 BMW M2 Mineral Grey	45.274	0.050	1.411

7.2.7 Class X

Pos.	#	Pts	Driver	Car Model	Raw Time	Diff.	From 1st
1	13	10	John Clark	2008 Mazda Miata Red	43.131	0.000	0.000
2	89	8	Arturo Alarcon	2016 Mazda MX-5 Miata Soul Red	44.120	0.989	0.989
3	1	6	Jonathan Altschul	2000 Toyota MR2 Spyder Eyebleed G	45.164	1.044	2.033
4	12	4	Rick Gonzales	2020 Mazda MX5 Grey	45.954	0.790	2.823
5	16	3	Aaron Best	2001 Mazda Miata Blue	46.093	0.139	2.962
6	62	2	Darryl Paul	1996 Mazda Miata Blue	46.608	0.515	3.477
7	17	1	Aaron Rodriguez	2019 Subaru BRZ Gray	47.605	0.997	4.474
8	94	1	Derek Friday	1994 Acura Integra Black	48.245	0.640	5.114
9	85	1	Zachary Checkeye	1992 Mazda Miata Red and Blue	48.472	0.227	5.341
10	28	1	Alex Cheung	2023 Mazda MX-5 Grey	49.497	1.025	6.366
11	8	1	Chris Cheung	2021 Mazda MX-5 Gray	50.269	0.772	7.138

7.2.8 Class Y

Pos.	#	Pts	Driver	Car Model	Raw Time	Diff.	From 1st
1	21	10	Brandon Dan	2021 Honda Civic Type R Blue	43.825	0.000	0.000
2	33	8	Todd Lewis	2021 Toyota GR Yaris Black	44.519	0.694	0.694
3	197	6	Orion Martinez	2017 Subaru WRX STI Lightning Red	44.561	0.042	0.736
4	163	4	Duston Nixon	2008 Nissan 350Z White	44.682	0.121	0.857
5	172	3	Jerrett Jan	2023 Subaru BRZ Blue	44.896	0.214	1.071
5	79	3	Armstrong Vongsavath	2005 Mazda RX8 Red	44.896	0.000	1.071
7	52	1	Trevor Dahlen	2022 Toyota GR86 Blue	45.601	0.705	1.776
8	301	1	Tommy Mhire	???	45.928	0.327	2.103
9	63	1	Paul Nixon	2008 Nissan 350Z	46.079	0.151	2.254
10	5	1	Nathan Trinh	2023 Toyota GR Corolla White	46.148	0.069	2.323
11	77	1	Ben Furth	2022 Subaru BRZ White	46.768	0.620	2.943
12	97	1	Justin Wilber	2017 Subaru Wrx sti Lightning Red	46.922	0.154	3.097
13	31	1	William Mayo	2014 Porsche boxer blue	47.344	0.422	3.519
14	54	1	Brandon Tsan	2012 Mazda Mazdaspeed 3 Silver	48.804	1.460	4.979

7.2.9 Class Z

Pos.	#	Pts	Driver	Car Model	Raw Time	Diff.	From 1st
1	99	10	Brian Franke	2020 Tesla Model 3	42.063	0.000	0.000
2	9	8	Cameron Goode	2020 Tesla Model 3 White	42.075	0.012	0.012
3	18	6	Joe Wilkinson	2018 Porsche 911 - GT3 Chalk	42.976	0.901	0.913
4	188	4	Keath Marx	2006 Chevrolet Z06 Yellow	43.776	0.800	1.713
5	19	3	James Little	2019 Chevrolet Corvette Red	44.270	0.494	2.207
6	88	2	Donna Marx	2006 Chevrolet Z06 Yellow	44.449	0.179	2.386
7	78	1	Greg Scherer	1978 Pontiac Trans Am, Special ed	44.545	0.096	2.482
8	10	1	Phillip Craddock	2023 Chevrolet Corvette Red Mist	45.185	0.640	3.122
9	44	1	Phillip Hanley	2019 Chevrolet Corvette Grand Spo	45.243	0.058	3.180
10	4	1	Ayrton Fineout	2018 Tesla 3 LR AWD Red	45.638	0.395	3.575
11	67	1	Randy Dicken	1967 Chevrolet camaro prowler ora	46.470	0.832	4.407
12	74	1	Jim Maertz	1984 Chevrolet Corvette Black	46.779	0.309	4.716
13	26	1	Ryan Hanley	1990 Mazda Miata Blue	47.121	0.342	5.058
14	128	1	Shaun Sullivan	1989 Ford Mustang LX Cabernet	47.814	0.693	5.751
15	117	1	William McLennan	1951 GMC Pickup Black	58.124	10.310	16.061

7.2.10 Class NOVICE

Pos.	#	Pts	Driver	Car Model	Raw Time	Diff.	From 1st
1	51	10	Casey Neubauer	2019 Chevrolet Corvette SEBRING O	44.958	0.000	0.000
2	194	8	Jared Cash	1994 Chevrolet Corvette Red	46.891	1.933	1.933
3	7	6	Robert Rosema	2020 Chevrolet Corvette Red	47.036	0.145	2.078
4	3	4	Christen Dominguez	2024 BMW M2 White	47.260	0.224	2.302
5	71	3	Cun Yang	2021 Mazda Miata Gray	48.097	0.837	3.139
6	34	2	Kenneth Neubauer	1994 Chevrolet S10 Red	48.124	0.027	3.166
7	14	1	Jacob Tsutsumi	2005 BMW 330	48.190	0.066	3.232
8	86	1	Ryan Byrd	2012 Mazda Miata Red	48.598	0.408	3.640
9	69	1	Matthew Lechner	2023 Volkswagen GTI White	48.824	0.226	3.866
10	737	1	Blake Crawford	2004 Ford Focus Red	49.417	0.593	4.459
11	47	1	David Linkh	2023 Toyota GR Corolla White	49.720	0.303	4.762
12	6	1	Farhan Zaman	1995 Chevrolet Corvette Red	51.134	1.414	6.176
13	182	1	Katherine Dashiell	2008 BMW 328i Black	51.380	0.246	6.422
14	428	1	Craig Hawkins	2023 Mazda MX-5 White	54.951	3.571	9.993

7.3 Final Results

7.3.1 Class L

						Pts	Total	Diff
1	Leilane Jan			72	2023 Subaru BRZ Blue			
AM	50.305	48.560	47.966	47.007	47.357	10	47.007	0.000
PM	49.505+1	48.035	47.389+1	49.708+2	47.567			

7.3.2 Class D

						Pts	Total	Diff
1	Luke Hawkins			30	2008 BMW M3 Blue			
AM	54.584	51.951	51.095	48.583	47.986	10	46.725	0.000
PM	47.916	47.211	46.783	46.725	47.381+1			

7.3.3 Class E

						Pts	Total	Diff
1	Vitalii Miroshnychenko			37	2006 Mini Pooper S Red			
AM	49.776	48.231	47.780	47.165	47.183	10	46.472	0.000
PM	48.203	47.207	46.985	46.472	46.750			

7.3.4 Class F

						Pts	Total	Diff
1	Kole Hobbs			20	2001 BMW 330i Black			
AM	51.809+dnf	49.363+dnf	48.834+	53.101	53.771+1	10	48.609	0.000
PM	49.862+dnf	47.609+1	DNR	DNR	DNR			
1	Adam Zastrow			15	2013 BMW 135i Blue			
AM	53.798	50.572	50.103	51.834+1	49.714	10	48.609	0.000
PM	49.941	48.915	48.797+1	48.837+3	48.609			

7.3.5 Class G

						Pts	Total	Diff
1	Ricardo L. Negron Marrero			35	2009 BMW 335i Alpine White			
AM	47.692+dnf	46.986	46.033+dnf	45.042	44.988	10	44.988	0.000
PM	46.025	46.305+1	45.673	45.242	45.511			
2	Ron Tsan			357	2013 BMW M3 White			
AM	48.359	46.207	45.680	45.347	45.002	8	45.002	0.014
PM	47.521+1	45.402	46.486	45.390	45.003			
3	Colin Clarke			22	2013 BMW M3 White			
AM	49.136	47.059	47.806+1	46.166	45.757	6	45.319	0.317

PM	46.544	45.217+1	45.319	44.814+1	46.669			
4	Ben Qureshi			11	2015 BMW M3 Black			
AM	49.491+1	47.094	46.400	46.070	45.906	4	45.341	0.022
PM	47.109	46.504	45.456	45.341	45.531+dnf			
5	Ramiro Mateo			135	2009 BMW 331i Alpine White			
AM	56.753+dnf	49.102	46.989	46.146+1	46.294	3	45.378	0.037
PM	47.484	45.972+2	45.119+1	45.378	48.442+dnf			
6	Richard Thackway			111	2004 BMW M3 Grey			
AM	50.583	50.089	48.742	48.638	48.286	2	47.347	1.969
PM	48.749	48.040+dnf	47.347	47.631	47.691			

7.3.6 Class H

						Pts	Total	Diff
1	Blake Pomykal			90	BMW M3 White			
AM	44.195	44.247+dnf	45.003+1	45.311	44.572+1	10	43.863	0.000
PM	44.297	43.530+1	43.863	45.027	46.134			
2	Matthew Dashiell			82	2008 BMW M3 Interlagos Blue			
AM	46.852	45.291+1	44.861	44.419	44.199	8	44.035	0.172
PM	44.871	44.139	44.432	44.421+1	44.035			
3	Pawel Potera			303	2016 BMW M3 Silver			
AM	50.791	46.899	47.053	46.077	47.168	6	45.224	1.189
PM	46.036	47.338	46.546	45.616	45.224			
4	Franco Maras			41	2018 BMW M2 Mineral Grey			
AM	50.981+1	51.437	61.612+dnf	53.031+1	57.355	4	45.274	0.050
PM	46.776	46.157	45.540	45.274	DNR			

7.3.7 Class X

						Pts	Total	Diff
1	John Clark			13	2008 Mazda Miata Red			
AM	45.168+1	43.793	45.066	43.368	43.131	10	43.131	0.000
PM	44.479+2	43.381	43.627+1	43.287	48.593+1			
2	Arturo Alarcon			89	2016 Mazda MX-5 Miata Soul Red			
AM	50.036	46.130	45.656	45.057	45.024	8	44.120	0.989
PM	45.654	44.548	44.382	44.990	44.120			
3	Jonathan Altschul			1	2000 Toyota MR2 Spyder Eyebleed Green			
AM	47.553+2	46.735+1	45.734	48.029	45.403	6	45.164	1.044
PM	46.633+1	45.888	45.670	45.772	45.164			
4	Rick Gonzales			12	2020 Mazda MX5 Grey			
AM	50.664	47.294	46.528	46.888	46.215	4	45.954	0.790
PM	46.957	46.228	47.102+1	45.954	46.403			
5	Aaron Best			16	2001 Mazda Miata Blue			
AM	59.356+dnf	48.538+3	54.832+2	48.745+1	47.399+1	3	46.093	0.139
PM	47.387	46.250	46.552+2	46.246	46.093			
6	Darryl Paul			62	1996 Mazda Miata Blue			

AM	49.556+1	47.837	47.618	46.827	46.592+2	2	46.608	0.515
PM	48.149	46.924+1	46.485+1	46.844	46.608			
7	Aaron Rodriguez			17	2019 Subaru BRZ Gray			
AM	48.930+dnf	57.517+dnf	56.578+1	48.767	49.051+1	1	47.605	0.997
PM	48.191	47.970+1	48.432+1	55.662+dnf	47.605			
8	Derek Friday			94	1994 Acura Integra Black			
AM	66.349+dnf	51.512+dnf	49.691+1	52.163+dnf	48.582	1	48.245	0.640
PM	50.094+2	60.397	48.245	48.425	48.389			
9	Zachary Checkkey			85	1992 Mazda Miata Red and Blue			
AM	54.732	50.672	50.156	49.202	49.056	1	48.472	0.227
PM	50.571	49.623	48.472	49.200	48.627			
10	Alex Cheung			28	2023 Mazda MX-5 Grey			
AM	55.092	52.159	50.876	50.553	50.176+1	1	49.497	1.025
PM	50.870	51.457	51.564	49.497	50.808			
11	Chris Cheung			8	2021 Mazda MX-5 Gray			
AM	54.761	50.988	50.978+1	50.269	50.367	1	50.269	0.772
PM	50.282+1	50.545+1	61.287	50.356	51.266+1			

7.3.8 Class Y

						Pts	Total	Diff
1	Brandon Dan			21	2021 Honda Civic Type R Blue			
AM	53.062	44.430	44.704	44.383	44.159	10	43.825	0.000
PM	43.825	44.197	43.662+1	43.896	43.898+1			
2	Todd Lewis			33	2021 Toyota GR Yaris Black			
AM	48.873	46.632	46.135+dnf	46.375+dnf	46.786	8	44.519	0.694
PM	44.907+dnf	45.056	44.519	45.014+1	45.381			
3	Orion Martinez			197	2017 Subaru WRX STI Lightning Red			
AM	46.969+3	45.372	44.899	46.393+1	45.836	6	44.561	0.042
PM	46.863+5	45.546	44.561	45.115	45.111			
4	Duston Nixon			163	2008 Nissan 350Z White			
AM	48.454	46.387	45.169	45.220	45.332	4	44.682	0.121
PM	46.778	45.735	45.245	44.706	44.682			
5	Jerrett Jan			172	2023 Subaru BRZ Blue			
AM	47.267	45.731+1	45.176	44.896	45.129+1	3	44.896	0.214
PM	46.234	46.867	45.128	45.141+1	45.587			
5	Armstrong Vongsavath			79	2005 Mazda RX8 Red			
AM	46.919	45.692	45.451+1	45.698+1	45.144	3	44.896	0.000
PM	46.314	46.768	45.477	44.896	45.030			
7	Trevor Dahlen			52	2022 Toyota GR86 Blue			
AM	49.287	47.516	46.601	45.893	46.639	1	45.601	0.705
PM	46.643	46.498	46.456	45.889	45.601			
8	Tommy Mhire			301	???			
AM	50.455	50.072	57.663	46.984	54.655+1	1	45.928	0.327
PM	49.079	46.618+1	56.953+dnf	46.459	45.928			
9	Paul Nixon			63	2008 Nissan 350Z			
AM	48.613	48.055	47.867	46.886	46.716+dnf	1	46.079	0.151

PM	47.755	48.429+	46.941	46.501	46.079			
10	Nathan Trinh			5	2023 Toyota GR Corolla White			
AM	51.255+dnf	50.404	47.175	48.312	46.555+1	1	46.148	0.069
PM	51.657+2	51.047+1	46.567+dnf	46.148	46.521			
11	Ben Furth			77	2022 Subaru BRZ White			
AM	50.499	56.845	49.324	49.283	47.961	1	46.768	0.620
PM	49.386	47.815+1	47.456	47.136	46.768			
12	Justin Wilber			97	2017 Subaru Wrx sti Lightning Red			
AM	52.128+dnf	49.719	48.888	47.778	47.408	1	46.922	0.154
PM	50.036+dnf	46.922	47.142+1	47.349	47.668			
13	William Mayo			31	2014 Porsche boxer blue			
AM	50.469+dnf	49.597	48.780	47.386	47.344	1	47.344	0.422
PM	48.127	48.038	47.930	47.742	47.539			
14	Brandon Tsan			54	2012 Mazda Mazdaspeed 3 Silver			
AM	54.712	51.474	50.241	49.455	49.010	1	48.804	1.460
PM	48.804	47.813+dnf	53.313	49.455	48.834			

7.3.9 Class Z

						Pts	Total	Diff
1	Brian Franke			99	2020 Tesla Model 3			
AM	42.655+dnf	42.518	43.154+dnf	42.063	42.203+dnf	10	42.063	0.000
PM	43.228+3	42.716+1	43.044	43.392	42.591+2			
2	Cameron Goode			9	2020 Tesla Model 3 White			
AM	43.338+2	42.362	42.010+1	42.075	42.348	8	42.075	0.012
PM	43.121+1	42.480	41.935+1	42.487	42.312			
3	Joe Wilkinson			18	2018 Porsche 911 - GT3 Chalk			
AM	46.206	45.027+1	44.248+1	43.954	42.976	6	42.976	0.901
PM	47.413+1	44.688	43.800+1	43.085	45.318+dnf			
4	Keath Marx			188	2006 Chevrolet Z06 Yellow			
AM	50.150+1	46.584	45.115	48.938	44.524	4	43.776	0.800
PM	46.242	45.627	44.248	44.315	43.776			
5	James Little			19	2019 Chevrolet Corvette Red			
AM	50.102	46.979	45.813	46.108	52.238+1	3	44.270	0.494
PM	46.137	44.944	44.944	44.483	44.270			
6	Donna Marx			88	2006 Chevrolet Z06 Yellow			
AM	48.387	45.435	44.688	44.772	44.794	2	44.449	0.179
PM	45.365	44.581	45.510	44.449	52.135+dnf			
7	Greg Scherer			78	1978 Pontiac Trans Am, Special edition			
AM	48.591	49.290+dnf	45.269	45.818+1	45.839+1	1	44.545	0.096
PM	45.916	46.267	44.786+1	44.545	52.388			
8	Phillip Craddock			10	2023 Chevrolet Corvette Red Mist			
AM	49.406	45.335+2	45.134+2	45.857	45.185	1	45.185	0.640
PM	62.056+dnf	42.095+dnf	46.605	45.268	45.372			
9	Phillip Hanley			44	2019 Chevrolet Corvette Grand Sport Blue			
AM	49.864+2	48.972	47.444	46.118	45.488	1	45.243	0.058
PM	48.306	46.523	46.387+1	45.243	47.193+dnf			

10	Ayrton Fineout			4	2018 Tesla 3 LR AWD Red			
AM	48.373+dnf	47.545	46.874	46.965+3	46.812	1	45.638	0.395
PM	47.658+2	46.913	46.727	45.638	46.317+1			
11	Randy Dicken			67	1967 Chevrolet camaro prowler orange			
AM	60.930+dnf	51.695	49.626	48.217	47.254	1	46.470	0.832
PM	48.836	48.261	47.247	46.699	46.470			
12	Jim Maertz			74	1984 Chevrolet Corvette Black			
AM	58.479	50.686	49.142	47.456	48.191	1	46.779	0.309
PM	48.182	46.906	46.779	48.045	46.949			
13	Ryan Hanley			26	1990 Mazda Miata Blue			
AM	53.585	50.671	50.204	49.373	48.709	1	47.121	0.342
PM	49.347	48.008	47.804	47.256+2	47.121			
14	Shaun Sullivan			128	1989 Ford Mustang LX Cabernet			
AM	53.518	48.493+1	47.844	61.341	47.814	1	47.814	0.693
PM	49.008+dnf	89.724+dnf	DNR	DNR	DNR			
15	William McLennan			117	1951 GMC Pickup Black			
AM	71.662+dnf	67.474	65.018	60.530	59.337	1	58.124	10.310
PM	58.124	67.064+dnf	60.413+1	59.604	59.886+1			

7.3.10 Class NOVICE

						Pts	Total	Diff
1	Casey Neubauer			51	2019 Chevrolet Corvette SEBRING ORANGE			
AM	55.599+1	53.134+4	47.814	46.756	57.852+dnf	10	44.958	0.000
PM	50.224+1	47.572	46.610	44.958	46.752+dnf			
2	Jared Cash			194	1994 Chevrolet Corvette Red			
AM	53.529	49.575	48.780	48.100	47.763	8	46.891	1.933
PM	48.060	56.522+dnf	47.765	47.434	46.891			
3	Robert Rosema			7	2020 Chevrolet Corvette Red			
AM	56.457+dnf	53.227	50.753	50.629	50.388	6	47.036	0.145
PM	48.752	47.155	47.433	47.036	51.072			
4	Christen Dominguez			3	2024 BMW M2 White			
AM	52.573+1	48.889	49.093+1	84.097+dnf	47.527+2	4	47.260	0.224
PM	49.460	48.933+1	47.877	48.350	47.260			
5	Cun Yang			71	2021 Mazda Miata Gray			
AM	50.670	49.677+1	50.436	55.761	51.207	3	48.097	0.837
PM	61.379+1	49.633	48.097	48.959	48.611			
6	Kenneth Neubauer			34	1994 Chevrolet S10 Red			
AM	53.533+dnf	52.405	60.565+dnf	50.925	50.918+dnf	2	48.124	0.027
PM	50.324	49.537	48.124	50.229	DNR			
7	Jacob Tsutsumi			14	2005 BMW 330			
AM	53.617	49.148	49.015+1	48.460	48.569	1	48.190	0.066
PM	49.106+1	48.190	48.314	52.290+2	49.033+1			
8	Ryan Byrd			86	2012 Mazda Miata Red			
AM	52.152	50.705	50.347	49.726	49.275	1	48.598	0.408
PM	50.100	48.598	51.446+dnf	49.535	48.998			
9	Matthew Lechner			69	2023 Volkswagen GTI White			

AM	56.069	51.501	54.828+1	49.975	51.298+dnf	1	48.824	0.226
PM	49.698	50.524+dnf	49.512	48.824	49.416			
10	Blake Crawford			737	2004 Ford Focus Red			
AM	54.231	51.543	51.685	51.869	51.698	1	49.417	0.593
PM	52.343	49.510	49.754	49.780	49.417			
11	David Linkh			47	2023 Toyota GR Corolla White			
AM	49.720	69.943	62.497+dnf	58.390	57.169	1	49.720	0.303
PM	53.205	51.383	51.342	52.022	51.243			
12	Farhan Zaman			6	1995 Chevrolet Corvette Red			
AM	76.292+dnf	55.607+dnf	55.979+1	53.513+1	51.886	1	51.134	1.414
PM	51.738+1	53.081+1	49.134+2	49.637+2	999.999+off			
13	Katherine Dashiell			182	2008 BMW 328i Black			
AM	63.226+1	59.745+dnf	61.755	58.063	59.308	1	51.380	0.246
PM	55.476	54.953	53.103	52.522	51.380			
14	Craig Hawkins			428	2023 Mazda MX-5 White			
AM	74.052+dnf	72.920	67.579	62.356	61.980	1	54.951	3.571
PM	60.961+dnf	57.191+dnf	59.047	55.545	54.951			

8 Season Standings

8.1 Class L

Place	Name	1	2	3	4	5	6	7	Total
1	Leilane Jan			10			10	10	30
2	Ellie Alarcon		10				8		18
3	Jubilee Bass						6		6

8.2 Class C

Place	Name	1	2	3	4	5	6	7	Total
1	Luke Hawkins	10	10		10	10	10		50

8.3 Class D

Place	Name	1	2	3	4	5	6	7	Total
1	Thad Prugh	10	10	10	10	10			50
2	Luke Hawkins							10	10
2	Greg Smith						10		10
4	Timothy Stevens			8					8

8.4 Class E

Place	Name	1	2	3	4	5	6	7	Total
1	Vitalii Miroshnychenko						10	10	20
2	Andrew Chow				10				10
2	Manu Bhatia	10							10
2	Shane Warner					10			10
5	Lucas Bratton				8				8
5	Thad Prugh						8		8
7	Jeff Bratton				6				6

8.5 Class F

Place	Name	1	2	3	4	5	6	7	Total
1	Kole Hobbs	10	8	8		8	8	10	52
2	Adam Zastrow		6	6	10	10	6	10	48
3	Franco Maras	8	10				10		28
4	Coleman Lake			10					10
5	Michael Sherwood	6							6
5	Daniel Tu					6			6

8.6 Class G

Place	Name	1	2	3	4	5	6	7	Total
1	Ron Tsan	10	10	10	10	10	8	8	66
2	Colin Clarke	8	6	8	8	8	10	6	54
3	Ricardo L. Negron Marrero		8	6	6	6	4	10	40
4	Ben Qureshi	6	4			4	6	4	24
5	Ramiro Mateo				4		3	3	10
6	Franco Maras			4					4
7	David Mikels		3						3
7	Eric Nelson			3					3
9	Richard Thackway							2	2

8.7 Class H

Place	Name	1	2	3	4	5	6	7	Total
1	Blake Pomykal	10		10	10	10	10	10	60
2	Matthew Dashiell	8	10	8	6	8	6	8	54
3	Pawel Potera	4	8		8	6	8	6	40
4	Roshan Iyer	6	6	4					16
5	Franco Maras				4	4		4	12
6	Eric Nelson				3		4		7
7	Harman Hira			6					6
8	Tyler Sanford		4						4
9	Aaron Snyder	3							3

8.8 Class X

Place	Name	1	2	3	4	5	6	7	Total
1	John Clark	10	10	10	10	10	8	10	68
2	Jonathan Altschul	8	8	6	8	8	3	6	47
3	Arturo Alarcon	4	4		6	6	1	8	29
4	Darryl Paul	3		4	2	2	6	2	19
5	Kim Whitener	6	6				4		16
6	Aaron Best	2			4		2	3	11
6	Sue Anne Rische	1	2	1	3	3	1		11
8	David Whitener						10		10
9	Brandon Slater			8					8
10	Chris Cheung	1	1	1	1	1		1	6
10	Alex Cheung	1	1	1	1	1		1	6
12	Aaron Rodriguez	1	1	1	1			1	5
13	Anthony Carinci Jr					4			4
13	Rick Gonzales							4	4
15	Daniel Rowland		3						3
15	Jesus Robles			3					3
17	Zachary Checkeye			1				1	2

Place	Name	1	2	3	4	5	6	7	Total
17	Jesus Thiele			2					2
17	Derek Friday						1	1	2
20	William Shanks						1		1
20	Michael Varner						1		1
20	Jeriel Robles			1					1
20	Ryan Hanley	1							1
20	Ellie Alarcon	1							1
20	Brandon Dan						1		1

8.9 Class Y

Place	Name	1	2	3	4	5	6	7	Total
1	Brandon Dan	10	10	10	10			10	50
2	Jerrett Jan	4	6	3	3	10	10	3	39
3	Orion Martinez		8	8				6	22
4	Duston Nixon	8						4	12
5	John Wilson		4		6				10
6	Armstrong Vongsavath			6				3	9
7	Todd Lewis							8	8
7	Kelsey Karanges						8		8
7	Gerry Terranova				8				8
10	Tommy Mhire						6	1	7
10	Trevor Dahlen	1		1	1		3	1	7
12	Joe Wilkinson	6							6
13	Rick Gonzales			1			4		5
14	Brandon Tsan	1	1		1			1	4
14	Nathan Trinh	3						1	4
14	Gary Kramar		2				2		4
14	Brian Woods				4				4
14	Silvio Zucchet			4					4
19	Michael Davis		3						3
20	David Whitener				2				2
20	Michael Wilkinson	2							2
20	Philip Pickard			2					2
20	Ben Furth						1	1	2
24	Justin Wilber							1	1
24	Michael Passaniti						1		1
24	Danny Mehl		1						1
24	Kevin Ceron		1						1
24	Leilane Jan	1							1
24	Aqib Kazi	1							1
24	Geovany Hernandez	1							1
24	Brad McCann		1						1
24	Hasan Mahmood			1					1
24	Petteri Pirhonen				1				1
24	Ellie Alarcon				1				1

Place	Name	1	2	3	4	5	6	7	Total
24	Dylan Tissue				1				1
24	Paul Nixon							1	1
24	William Mayo							1	1

8.10 Class Z

Place	Name	1	2	3	4	5	6	7	Total
1	Cameron Goode	10	8	1	8	8	10	8	53
2	Jeremy Foley		10	10	10		8		38
3	Joe Wilkinson			4		6	4	6	20
3	David Whitener	6	6	8					20
5	Tim Mason	8	4		6				18
6	Brian Franke							10	10
6	Kj Christopher					10			10
8	Greg Scherer	4			2			1	7
8	Gerry Terranova	1		6					7
8	Matthew Partain			3	4				7
11	James Little	3						3	6
11	Vitalii Miroshnychenko	1	1	1	1	2			6
11	Wayne Atkins						6		6
11	Fox Schaffer				3		3		6
15	Keath Marx			1				4	5
15	Phillip Craddock	1		1	1		1	1	5
17	Ryan Hanley		3					1	4
17	Ivy Chang	2	1		1				4
17	Stan Whitney					4			4
20	Phillip Hanley	1	1					1	3
20	Su Brude					3			3
20	Donna Marx			1				2	3
23	Scott Steider						2		2
23	Kevin Gutierrez	1				1			2
23	Larry Schaapveld	1			1				2
23	Aaron Best			2					2
23	Chad Douglass		2						2
23	John Loflin		1		1				2
29	William McLennan							1	1
29	Randy Dicken							1	1
29	Justin Samuels					1			1
29	Kencey Christopher					1			1
29	Stuart Salomon					1			1
29	Jay Walker			1					1
29	Sam Victor	1							1
29	Kelsey Karanges			1					1
29	Michael Rose			1					1
29	Kenneth Neubauer			1					1
29	Thomas Vaughan				1				1
29	Duston Nixon					1			1

Place	Name	1	2	3	4	5	6	7	Total
29	Eric Nelson					1			1
29	Paul Nixon					1			1
29	Ayrton Fineout							1	1
29	Jim Maertz							1	1
29	Shaun Sullivan							1	1

8.11 Class NOVICE

Place	Name	1	2	3	4	5	6	7	Total
1	Casey Neubauer			4	10	8	10	10	42
2	Jacob Tsutsumi		1	8	4	4	4	1	22
3	Kenneth Neubauer				6	6	6	2	20
4	Cun Yang	1	1	6			8	3	19
5	Juan Sanchez			10	8				18
6	Zachary Jones					10			10
6	Brayanth Gomez		10						10
6	Connor Caldwell	10							10
9	Jared Cash							8	8
9	Braden Caldwell	8							8
9	Yuki Tsutsumi		8						8
12	Maddox Duke		6						6
12	Carter Caldwell	6							6
12	Robert Rosema							6	6
15	Ganesh Gangane			2	3				5
16	Christen Dominguez							4	4
16	George Vasquez			1	1	1	1		4
16	Brian Woods	4							4
16	Kevin Punnoose		4						4
16	Sergiy Miroshnychenko				2	2			4
16	Katherine Dashiell	1	1				1	1	4
22	Earvin Larry					3			3
22	Royce Philip	2	1						3
22	John Guerra		3						3
22	Phillip Adkins	3							3
22	Chandler Weisenbu			3					3
22	Sree Purimetla						3		3
28	Ryan Byrd						1	1	2
28	William McLennan				1		1		2
28	Howard Locke						2		2
28	Scout Wilson	1	1						2
28	Chris Phillips		2						2
28	Luis Arroyo		1	1					2
28	Brandon Webb			1	1				2
28	Bryan Abraham	1				1			2
28	Abhinav Ajish			1			1		2
28	Steffani Lee					1	1		2

Place	Name	1	2	3	4	5	6	7	Total
38	Craig Hawkins							1	1
38	Farhan Zaman							1	1
38	Blake Crawford							1	1
38	David Macmillan						1		1
38	Brent Knaack						1		1
38	Jeriel Robles						1		1
38	Garrett Hinshaw						1		1
38	Peter Macmillan						1		1
38	Liam Ellinger					1			1
38	Andre Cummings					1			1
38	Arka Chanda				1				1
38	Steve Fithian				1				1
38	Enrique Thiele Solivan			1					1
38	Enrique Thiele			1					1
38	John Hunter			1					1
38	Joe Davies		1						1
38	Madeleine Sarkessian		1						1
38	Aaron Thomas		1						1
38	Philip Pottinger		1						1
38	Bonny George		1						1
38	Erin Minton	1							1
38	Michael Varner	1							1
38	Aldo Ocampo	1							1
38	Kurt Espinosa		1						1
38	Isac Perkins		1						1
38	Harrison Ormes		1						1
38	Maitray Raval		1						1
38	Dave Sisk			1					1
38	Eric Willis			1					1
38	Benjamin Bingham			1					1
38	Emir Martinez				1				1
38	Naveed Mozaffar				1				1
38	John Nguyen						1		1
38	Carola Locke						1		1
38	Ayush Sabherwal						1		1
38	Matthew Lechner							1	1
38	David Linkh							1	1

9 Trophy Standings

Trophies are reserved for competitors who have attended AT LEAST five events in the same class for the 2023 year, with the seven highest scoring events (out of the SEVEN scheduled events for 2023) being counted as points events. If a driver changes class(es) during the season, any points accumulated in a given class will remain with that class and cannot be combined with points in any other class. In the event of a position points tie at the end of the year in a particular class, each driver's best times from all events in which the tying competitors both competed will be added up and the lowest aggregate time will determine the winner of that position.

9.1 Class: L

No eligible drivers

9.2 Class: C

Place	Name	Total
1	Luke Hawkins	50

9.3 Class: D

Place	Name	Total
1	Thad Prugh	50

9.4 Class: E

No eligible drivers

9.5 Class: F

Place	Name	Total
1	Kole Hobbs	52
2	Adam Zastrow	48

9.6 Class: G

Place	Name	Total
1	Ron Tsan	66
2	Colin Clarke	54
3	Ricardo L. Negrón Marrero	40

9.7 Class: H

Place	Name	Total
1	Blake Pomykal	60
2	Matthew Dashiell	54
3	Pawel Potera	40

9.8 Class: X

Place	Name	Total
1	John Clark	68
2	Jonathan Altschul	47
3	Arturo Alarcon	29

9.9 Class: Y

Place	Name	Total
1	Brandon Dan	50
2	Jerrett Jan	39
3	Trevor Dahlen	7

9.10 Class: Z

Place	Name	Total
1	Cameron Goode	53
2	Vitalii Miroshnychenko	6
3	Phillip Craddock	5

9.11 Class: NOVICE

Place	Name	Total
1	Casey Neubauer	42
2	Jacob Tsutsumi	22
3	Cun Yang	19

10 Driver Statistics

DFTD - driver's fastest time of the day.

CFTD - class' fastest time of the day.

FTD - fastest time of the day in all classes.

to CFTD - percent behind the fastest driver in the class.

to FTD - percent behind the fastest driver in all classes.

CI Place - place in class.

CI Rank - class rank (higher is better).

Place - place among all drivers.

Rank - rank among all drivers (higher is better).

DNFs - number of DNFs during the event.

Cones - number of cones hit during the event.

Improvement trend - the slope of the "best fit" line using year-to-date results.

NOTE: Figuring out whether you're improving (and how quickly) is a difficult task. Please take the "Improvement trend" values with a big grain of salt, as it is likely somewhat inaccurate. It is an attempt to show the year-to-date trend of your scores. However, there are very many variables that affect your rankings. Your car gets modified, your skills improve, you may be switching cars and classes, but the same thing is true of all the other competitors. Which people compete in all the different events matters. Some courses will benefit powerful cars, some courses will be more suited to small, nimble cars. A positive number means that your overall time/position is climbing, negative number means that it's falling - all relative to other drivers. The magnitude is the rate of change.

10.1 Bryan Abraham

AX	DFTD	CFTD	FTD	to CFTD	to FTD	CI Place	CI Rank	Place	Rank	DNFs	Cones
1	69.591	60.310	51.897	15.39 %	34.09 %	12 / 13	15.38 %	61 / 63	4.76 %	4	1
5	61.790	53.693	48.381	15.08 %	27.72 %	10 / 11	18.18 %	45 / 47	6.38 %	0	4
Improvement trend				0.31 %	6.38 %		2.80 %		1.62 %		

AX #1: class: NOVICE, car: 2014 BMW 335i Black (mph: 40.297, top class mph: 46.498, FTD mph: 54.036)

AX #5: class: NOVICE, car: 2014 BMW 335i Black (mph: 35.884, top class mph: 41.295, FTD mph: 45.829)

10.2 Phillip Adkins

AX	DFTD	CFTD	FTD	to CFTD	to FTD	CI Place	CI Rank	Place	Rank	DNFs	Cones
1	63.164	60.310	51.897	4.73 %	21.71 %	5 / 13	69.23 %	48 / 63	25.40 %	0	2
Improvement trend				0.00 %	0.00 %		0.00 %		0.00 %		

AX #1: class: NOVICE, car: 2008 BMW Z4 Roadster Red (mph: 44.397, top class mph: 46.498, FTD mph: 54.036)

10.3 Abhinav Ajish

AX	DFTD	CFTD	FTD	to CFTD	to FTD	CI Place	CI Rank	Place	Rank	DNFs	Cones
3	74.155	64.100	56.136	15.69 %	32.10 %	10 / 16	43.75 %	61 / 67	10.45 %	0	0
6	57.212	53.246	47.972	7.45 %	19.26 %	11 / 20	50.00 %	56 / 66	16.67 %	2	0
Improvement trend				8.24 %	12.84 %		6.25 %		6.22 %		

AX #3: class: NOVICE, car: 2015 Mini Cooper S Red (mph: 38.157, top class mph: 44.143, FTD mph: 50.405)

AX #6: class: NOVICE, car: 2015 Mini Cooper S Red (mph: 40.471, top class mph: 43.486, FTD mph: 48.267)

10.4 Arturo Alarcon

AX	DFTD	CFTD	FTD	to CFTD	to FTD	CI Place	CI Rank	Place	Rank	DNFs	Cones
1	58.691	57.060	51.897	2.86 %	13.09 %	4 / 12	75.00 %	20 / 63	69.84 %	0	1
2	58.049	55.192	53.319	5.18 %	8.87 %	4 / 9	66.67 %	13 / 65	81.54 %	0	4
4	63.771	61.050	59.270	4.46 %	7.59 %	3 / 9	77.78 %	15 / 60	76.67 %	0	1
5	51.585	49.249	48.381	4.74 %	6.62 %	3 / 8	75.00 %	15 / 47	70.21 %	0	0
6	52.420	49.937	47.972	4.97 %	9.27 %	8 / 12	41.67 %	25 / 66	63.64 %	0	3
7	44.120	43.131	42.063	2.29 %	4.89 %	2 / 11	90.91 %	9 / 69	88.41 %	0	0
Improvement trend				0.09 %	1.16 %		0.05 %		0.93 %		

AX #1: class: X, car: 2016 Mazda MX-5 Miata Soul Red (mph: 47.781, top class mph: 49.147, FTD mph: 54.036)

AX #2: class: X, car: 2016 Mazda MX-5 Miata Soul Red (mph: 42.636, top class mph: 44.843, FTD mph: 46.419)

AX #4: class: X, car: 2016 Mazda MX-5 Miata Soul Red (mph: 46.113, top class mph: 48.168, FTD mph: 49.615)

AX #5: class: X, car: 2016 Mazda MX-5 Miata Soul Red (mph: 42.983, top class mph: 45.022, FTD mph: 45.829)

AX #6: class: X, car: 2016 Mazda MX-5 Miata Soul Red (mph: 44.171, top class mph: 46.368, FTD mph: 48.267)

AX #7: class: X, car: 2016 Mazda MX-5 Miata Soul Red (mph: 44.476, top class mph: 45.496, FTD mph: 46.651)

10.5 Ellie Alarcon

AX	DFTD	CFTD	FTD	to CFTD	to FTD	CI Place	CI Rank	Place	Rank	DNFs	Cones
1	61.270	57.060	51.897	7.38 %	18.06 %	10 / 12	25.00 %	42 / 63	34.92 %	0	5
2	60.946	60.946	53.319	0.00 %	14.30 %	1 / 1	100.00 %	30 / 65	55.38 %	0	1
4	66.805	60.034	59.270	11.28 %	12.71 %	9 / 11	27.27 %	33 / 60	46.67 %	0	1
6	53.467	53.341	47.972	0.24 %	11.45 %	2 / 3	66.67 %	38 / 66	43.94 %	0	2
Improvement trend				1.01 %	2.14 %		5.23 %		1.83 %		

AX #1: class: X, car: 2016 Mazda Miata Soul Red (mph: 45.770, top class mph: 49.147, FTD mph: 54.036)

AX #2: class: L, car: 2016 Mazda Miata Soul Red (mph: 40.610, top class mph: 40.610, FTD mph: 46.419)

AX #4: class: Y, car: 2018 Subaru WRX Blue (mph: 44.019, top class mph: 48.984, FTD mph: 49.615)

AX #6: class: L, car: 2018 Subaru WRX Blue (mph: 43.306, top class mph: 43.409, FTD mph: 48.267)

10.6 Jonathan Altschul

AX	DFTD	CFTD	FTD	to CFTD	to FTD	CI Place	CI Rank	Place	Rank	DNFs	Cones
1	57.144	57.060	51.897	0.15 %	10.11 %	2 / 12	91.67 %	10 / 63	85.71 %	1	3
2	56.670	55.192	53.319	2.68 %	6.28 %	2 / 9	88.89 %	6 / 65	92.31 %	0	4
3	59.295	58.117	56.136	2.03 %	5.63 %	3 / 12	83.33 %	14 / 67	80.60 %	0	1
4	61.898	61.050	59.270	1.39 %	4.43 %	2 / 9	88.89 %	7 / 60	90.00 %	0	1
5	49.904	49.249	48.381	1.33 %	3.15 %	2 / 8	87.50 %	8 / 47	85.11 %	0	0
6	51.352	49.937	47.972	2.83 %	7.05 %	5 / 12	66.67 %	18 / 66	74.24 %	1	4
7	45.164	43.131	42.063	4.71 %	7.37 %	3 / 11	81.82 %	21 / 69	71.01 %	0	4
Improvement trend				-0.48 %	0.33 %		-2.49 %		-2.70 %		

AX #1: class: X, car: 2000 Toyota MR2 Spyder Eyebleed Green (mph: 49.075, top class mph: 49.147, FTD mph: 54.036)

AX #2: class: X, car: 2000 Toyota MR2 Spyder Eyebleed Green (mph: 43.674, top class mph: 44.843, FTD mph: 46.419)

AX #3: class: X, car: 2000 Toyota MR2 Spyder Eyebleed Green (mph: 47.720, top class mph: 48.687, FTD mph: 50.405)

AX #4: class: X, car: 2000 Toyota MR2 Spyder Eyebleed Green (mph: 47.508, top class mph: 48.168, FTD mph: 49.615)

AX #5: class: X, car: 2000 Toyota MR2 Spyder Eyebleed Green (mph: 44.431, top class mph: 45.022, FTD mph: 45.829)

AX #6: class: X, car: STS Hatch Artisanal (mph: 45.090, top class mph: 46.368, FTD mph: 48.267)

AX #7: class: X, car: 2000 Toyota MR2 Spyder Eyebleed Green (mph: 43.448, top class mph: 45.496, FTD mph: 46.651)

10.7 Luis Arroyo

AX	DFTD	CFTD	FTD	to CFTD	to FTD	CI Place	CI Rank	Place	Rank	DNFs	Cones
2	67.281	61.253	53.319	9.84 %	26.19 %	15 / 21	33.33 %	57 / 65	13.85 %	1	1
3	78.156	64.100	56.136	21.93 %	39.23 %	13 / 16	25.00 %	64 / 67	5.97 %	1	1
Improvement trend				-12.09 %	-13.04 %		-8.33 %		-7.88 %		

AX #2: class: NOVICE, car: 2013 Scion Fr-s Black (mph: 36.786, top class mph: 40.406, FTD mph: 46.419)

AX #3: class: NOVICE, car: 2013 Scion Fr-s Black (mph: 36.204, top class mph: 44.143, FTD mph: 50.405)

10.8 Wayne Atkins

AX	DFTD	CFTD	FTD	to CFTD	to FTD	CI Place	CI Rank	Place	Rank	DNFs	Cones
6	50.507	48.598	47.972	3.93 %	5.28 %	3 / 7	71.43 %	8 / 66	89.39 %	0	3
Improvement trend				0.00 %	0.00 %		0.00 %		0.00 %		

AX #6: class: Z, car: 1985 Chevrolet Camaro Red (mph: 45.844, top class mph: 47.645, FTD mph: 48.267)

10.9 Jubilee Bass

AX	DFTD	CFTD	FTD	to CFTD	to FTD	CI Place	CI Rank	Place	Rank	DNFs	Cones
6	55.597	53.341	47.972	4.23 %	15.89 %	3 / 3	33.33 %	48 / 66	28.79 %	0	7
Improvement trend				0.00 %	0.00 %		0.00 %		0.00 %		

AX #6: class: L, car: 2006 Honda Civic SI Brown (mph: 41.647, top class mph: 43.409, FTD mph: 48.267)

10.10 Aaron Best

AX	DFTD	CFTD	FTD	to CFTD	to FTD	CI Place	CI Rank	Place	Rank	DNFs	Cones
1	59.662	57.060	51.897	4.56 %	14.96 %	6 / 12	58.33 %	30 / 63	53.97 %	1	10
3	59.998	56.136	56.136	6.88 %	6.88 %	6 / 15	66.67 %	17 / 67	76.12 %	0	8
4	64.536	61.050	59.270	5.71 %	8.88 %	4 / 9	66.67 %	19 / 60	70.00 %	1	11
6	51.936	49.937	47.972	4.00 %	8.26 %	6 / 12	58.33 %	21 / 66	69.70 %	1	7
7	46.093	43.131	42.063	6.87 %	9.58 %	5 / 11	63.64 %	34 / 69	52.17 %	1	9
Improvement trend				-0.17 %	0.94 %		0.23 %		-1.00 %		

AX #1: class: X, car: 2001 Mazda Miata Blue (mph: 47.003, top class mph: 49.147, FTD mph: 54.036)

AX #3: class: Z, car: 2001 Mazda Miata Blue (mph: 47.161, top class mph: 50.405, FTD mph: 50.405)

AX #4: class: X, car: 2001 Mazda Miata Blue (mph: 45.567, top class mph: 48.168, FTD mph: 49.615)

AX #6: class: X, car: 2001 Mazda Miata Blue (mph: 44.583, top class mph: 46.368, FTD mph: 48.267)

AX #7: class: X, car: 2001 Mazda Miata Blue (mph: 42.572, top class mph: 45.496, FTD mph: 46.651)

10.11 Manu Bhatia

AX	DFTD	CFTD	FTD	to CFTD	to FTD	CI Place	CI Rank	Place	Rank	DNFs	Cones
1	66.999	66.999	51.897	0.00 %	29.10 %	1 / 1	100.00 %	56 / 63	12.70 %	0	1
Improvement trend				0.00 %	0.00 %		0.00 %		0.00 %		

AX #1: class: E, car: 2020 BMW m340i Grey (mph: 41.856, top class mph: 41.856, FTD mph: 54.036)

10.12 Benjamin Bingham

AX	DFTD	CFTD	FTD	to CFTD	to FTD	CI Place	CI Rank	Place	Rank	DNFs	Cones
3	80.575	64.100	56.136	25.70 %	43.54 %	15 / 16	12.50 %	66 / 67	2.99 %	1	5
Improvement trend				0.00 %	0.00 %		0.00 %		0.00 %		

AX #3: class: NOVICE, car: 2006 Volkswagen Jetta Black (mph: 35.117, top class mph: 44.143, FTD mph: 50.405)

10.13 Jeff Bratton

AX	DFTD	CFTD	FTD	to CFTD	to FTD	CI Place	CI Rank	Place	Rank	DNFs	Cones
4	72.877	65.662	59.270	10.99 %	22.96 %	3 / 3	33.33 %	52 / 60	15.00 %	2	0
Improvement trend				0.00 %	0.00 %		0.00 %		0.00 %		

AX #4: class: E, car: 2005 BMW 330CI Silver (mph: 40.351, top class mph: 44.785, FTD mph: 49.615)

10.14 Lucas Bratton

AX	DFTD	CFTD	FTD	to CFTD	to FTD	CI Place	CI Rank	Place	Rank	DNFs	Cones
4	71.995	65.662	59.270	9.64 %	21.47 %	2 / 3	66.67 %	49 / 60	20.00 %	0	3
Improvement trend				0.00 %	0.00 %		0.00 %		0.00 %		

AX #4: class: E, car: 2005 BMW 330CI Silver (mph: 40.846, top class mph: 44.785, FTD mph: 49.615)

10.15 Su Brude

AX	DFTD	CFTD	FTD	to CFTD	to FTD	CI Place	CI Rank	Place	Rank	DNFs	Cones
5	51.170	48.731	48.381	5.01 %	5.76 %	5 / 13	69.23 %	14 / 47	72.34 %	0	2
Improvement trend				0.00 %	0.00 %		0.00 %		0.00 %		

AX #5: class: Z, car: 2008 Porsche 911 Turbo Silver (mph: 43.331, top class mph: 45.500, FTD mph: 45.829)

10.16 Ryan Byrd

AX	DFTD	CFTD	FTD	to CFTD	to FTD	CI Place	CI Rank	Place	Rank	DNFs	Cones
6	56.455	53.246	47.972	6.03 %	17.68 %	7 / 20	70.00 %	52 / 66	22.73 %	1	1
7	48.598	44.958	42.063	8.10 %	15.54 %	8 / 14	50.00 %	57 / 69	18.84 %	1	0
Improvement trend				-2.07 %	2.15 %		-20.00 %		-3.89 %		

AX #6: class: NOVICE, car: 2012 Mazda Miata Red (mph: 41.014, top class mph: 43.486, FTD mph: 48.267)

AX #7: class: NOVICE, car: 2012 Mazda Miata Red (mph: 40.378, top class mph: 43.647, FTD mph: 46.651)

10.17 Braden Caldwell

AX	DFTD	CFTD	FTD	to CFTD	to FTD	CI Place	CI Rank	Place	Rank	DNFs	Cones
1	61.185	60.310	51.897	1.45 %	17.90 %	2 / 13	92.31 %	40 / 63	38.10 %	2	1
Improvement trend				0.00 %	0.00 %		0.00 %		0.00 %		

AX #1: class: NOVICE, car: 2020 Subaru STI Black (mph: 45.833, top class mph: 46.498, FTD mph: 54.036)

10.18 Carter Caldwell

AX	DFTD	CFTD	FTD	to CFTD	to FTD	CI Place	CI Rank	Place	Rank	DNFs	Cones
1	61.854	60.310	51.897	2.56 %	19.19 %	3 / 13	84.62 %	43 / 63	33.33 %	3	4
Improvement trend				0.00 %	0.00 %		0.00 %		0.00 %		

AX #1: class: NOVICE, car: 1986 BMW 325 Red (mph: 45.338, top class mph: 46.498, FTD mph: 54.036)

10.19 Connor Caldwell

AX	DFTD	CFTD	FTD	to CFTD	to FTD	CI Place	CI Rank	Place	Rank	DNFs	Cones
1	60.310	60.310	51.897	0.00 %	16.21 %	1 / 13	100.00 %	38 / 63	41.27 %	2	4
Improvement trend				0.00 %	0.00 %		0.00 %		0.00 %		

AX #1: class: NOVICE, car: 2022 Mazda mx-5 black (mph: 46.498, top class mph: 46.498, FTD mph: 54.036)

10.20 Jared Cash

AX	DFTD	CFTD	FTD	to CFTD	to FTD	CI Place	CI Rank	Place	Rank	DNFs	Cones
7	46.891	44.958	42.063	4.30 %	11.48 %	2 / 14	92.86 %	42 / 69	40.58 %	1	0
Improvement trend				0.00 %	0.00 %		0.00 %		0.00 %		

AX #7: class: NOVICE, car: 1994 Chevrolet Corvette Red (mph: 41.848, top class mph: 43.647, FTD mph: 46.651)

10.21 Kevin Ceron

AX	DFTD	CFTD	FTD	to CFTD	to FTD	CI Place	CI Rank	Place	Rank	DNFs	Cones
2	60.771	57.233	53.319	6.18 %	13.98 %	7 / 10	40.00 %	28 / 65	58.46 %	1	2
Improvement trend				0.00 %	0.00 %		0.00 %		0.00 %		

AX #2: class: Y, car: 2012 Volvo C30 Red (mph: 40.727, top class mph: 43.244, FTD mph: 46.419)

10.22 Arka Chanda

AX	DFTD	CFTD	FTD	to CFTD	to FTD	CI Place	CI Rank	Place	Rank	DNFs	Cones
4	78.638	67.200	59.270	17.02 %	32.68 %	10 / 13	30.77 %	57 / 60	6.67 %	0	3
Improvement trend				0.00 %	0.00 %		0.00 %		0.00 %		

AX #4: class: NOVICE, car: 2021 BMW M5 White (mph: 37.395, top class mph: 43.760, FTD mph: 49.615)

10.23 Ivy Chang

AX	DFTD	CFTD	FTD	to CFTD	to FTD	CI Place	CI Rank	Place	Rank	DNFs	Cones
1	59.003	51.897	51.897	13.69 %	13.69 %	6 / 13	61.54 %	23 / 63	65.08 %	2	3
2	60.950	53.319	53.319	14.31 %	14.31 %	8 / 10	30.00 %	31 / 65	53.85 %	0	4
4	65.602	59.270	59.270	10.68 %	10.68 %	8 / 12	41.67 %	29 / 60	53.33 %	0	5
Improvement trend				1.50 %	1.50 %		-9.94 %		-5.87 %		

AX #1: class: Z, car: 2017 Ford Shelby GT350 Plain old white (mph: 47.528, top class mph: 54.036, FTD mph: 54.036)

AX #2: class: Z, car: 2017 Ford Shelby GT350 Plain old white (mph: 40.607, top class mph: 46.419, FTD mph: 46.419)

AX #4: class: Z, car: GT350 Gray (mph: 44.826, top class mph: 49.615, FTD mph: 49.615)

10.24 Zachary Checkeye

AX	DFTD	CFTD	FTD	to CFTD	to FTD	CI Place	CI Rank	Place	Rank	DNFs	Cones
3	63.918	58.117	56.136	9.98 %	13.86 %	9 / 12	33.33 %	42 / 67	38.81 %	0	5
7	48.472	43.131	42.063	12.38 %	15.24 %	9 / 11	27.27 %	56 / 69	20.29 %	0	0
Improvement trend				-2.40 %	-1.37 %		-6.06 %		-18.52 %		

AX #3: class: X, car: 1992 Mazda Miata Red and Blue (mph: 44.268, top class mph: 48.687, FTD mph: 50.405)

AX #7: class: X, car: 1992 Mazda Miata Red and Blue (mph: 40.483, top class mph: 45.496, FTD mph: 46.651)

10.25 Alex Cheung

AX	DFTD	CFTD	FTD	to CFTD	to FTD	CI Place	CI Rank	Place	Rank	DNFs	Cones
1	66.166	57.060	51.897	15.96 %	27.49 %	12 / 12	8.33 %	54 / 63	15.87 %	1	4
2	67.588	55.192	53.319	22.46 %	26.76 %	9 / 9	11.11 %	58 / 65	12.31 %	2	4
3	69.554	58.117	56.136	19.68 %	23.90 %	11 / 12	16.67 %	56 / 67	17.91 %	0	1
4	73.068	61.050	59.270	19.69 %	23.28 %	9 / 9	11.11 %	54 / 60	11.67 %	0	3
5	58.657	49.249	48.381	19.10 %	21.24 %	8 / 8	12.50 %	41 / 47	14.89 %	0	4
7	49.497	43.131	42.063	14.76 %	17.67 %	10 / 11	18.18 %	63 / 69	10.14 %	0	1
Improvement trend				0.46 %	1.89 %		1.37 %		-0.78 %		

AX #1: class: X, car: 2021 Mazda MX-5 Gray (mph: 42.383, top class mph: 49.147, FTD mph: 54.036)

AX #2: class: X, car: 2021 Mazda MX-5 Gray (mph: 36.619, top class mph: 44.843, FTD mph: 46.419)

AX #3: class: X, car: 2021 Mazda MX-5 Gray (mph: 40.681, top class mph: 48.687, FTD mph: 50.405)

AX #4: class: X, car: 2021 Mazda MX-5 Gray (mph: 40.246, top class mph: 48.168, FTD mph: 49.615)

AX #5: class: X, car: 2021 Mazda MX-5 Gray (mph: 37.801, top class mph: 45.022, FTD mph: 45.829)

AX #7: class: X, car: 2023 Mazda MX-5 Grey (mph: 39.644, top class mph: 45.496, FTD mph: 46.651)

10.26 Chris Cheung

AX	DFTD	CFTD	FTD	to CFTD	to FTD	CI Place	CI Rank	Place	Rank	DNFs	Cones
1	64.377	57.060	51.897	12.82 %	24.05 %	11 / 12	16.67 %	51 / 63	20.63 %	1	1
2	64.390	55.192	53.319	16.67 %	20.76 %	8 / 9	22.22 %	47 / 65	29.23 %	0	2
3	67.063	58.117	56.136	15.39 %	19.47 %	10 / 12	25.00 %	53 / 67	22.39 %	0	3
4	70.510	61.050	59.270	15.50 %	18.96 %	8 / 9	22.22 %	47 / 60	23.33 %	2	0
5	56.217	49.249	48.381	14.15 %	16.20 %	7 / 8	25.00 %	39 / 47	19.15 %	0	1
7	50.269	43.131	42.063	16.55 %	19.51 %	11 / 11	9.09 %	65 / 69	7.25 %	0	4
Improvement trend				-0.32 %	1.05 %		-0.92 %		-2.75 %		

AX #1: class: X, car: 2021 Mazda MX-5 Gray (mph: 43.561, top class mph: 49.147, FTD mph: 54.036)

AX #2: class: X, car: 2021 Mazda MX-5 Gray (mph: 38.438, top class mph: 44.843, FTD mph: 46.419)

AX #3: class: X, car: 2021 Mazda MX-5 Gray (mph: 42.192, top class mph: 48.687, FTD mph: 50.405)

AX #4: class: X, car: 2021 Mazda MX-5 Gray (mph: 41.706, top class mph: 48.168, FTD mph: 49.615)

AX #5: class: X, car: 2021 Mazda MX-5 Gray (mph: 39.441, top class mph: 45.022, FTD mph: 45.829)

AX #7: class: X, car: 2021 Mazda MX-5 Gray (mph: 39.035, top class mph: 45.496, FTD mph: 46.651)

10.27 Andrew Chow

AX	DFTD	CFTD	FTD	to CFTD	to FTD	CI Place	CI Rank	Place	Rank	DNFs	Cones
4	65.662	65.662	59.270	0.00 %	10.78 %	1 / 3	100.00 %	30 / 60	51.67 %	0	10
Improvement trend				0.00 %	0.00 %		0.00 %		0.00 %		

AX #4: class: E, car: 2004 BMW 330i Silver (mph: 44.785, top class mph: 44.785, FTD mph: 49.615)

10.28 Kencey Christopher

AX	DFTD	CFTD	FTD	to CFTD	to FTD	CI Place	CI Rank	Place	Rank	DNFs	Cones
5	53.628	48.731	48.381	10.05 %	10.85 %	11 / 13	23.08 %	26 / 47	46.81 %	0	0
Improvement trend				0.00 %	0.00 %		0.00 %		0.00 %		

AX #5: class: Z, car: 2007 Chevrolet Corvette Z06 Blue (mph: 41.345, top class mph: 45.500, FTD mph: 45.829)

10.29 Kj Christopher

AX	DFTD	CFTD	FTD	to CFTD	to FTD	CI Place	CI Rank	Place	Rank	DNFs	Cones
5	48.731	48.731	48.381	0.00 %	0.72 %	1 / 13	100.00 %	2 / 47	97.87 %	0	0
Improvement trend				0.00 %	0.00 %		0.00 %		0.00 %		

AX #5: class: Z, car: 2007 Chevrolet Corvette Z06 Blue (mph: 45.500, top class mph: 45.500, FTD mph: 45.829)

10.30 Colin Clarke

AX	DFTD	CFTD	FTD	to CFTD	to FTD	CI Place	CI Rank	Place	Rank	DNFs	Cones
1	57.618	55.709	51.897	3.43 %	11.02 %	2 / 3	66.67 %	14 / 63	79.37 %	0	5
2	58.354	57.190	53.319	2.04 %	9.44 %	3 / 5	60.00 %	15 / 65	78.46 %	0	6
3	60.101	58.550	56.136	2.65 %	7.06 %	2 / 5	80.00 %	18 / 67	74.63 %	0	7
4	64.204	63.446	59.270	1.19 %	8.32 %	2 / 4	75.00 %	17 / 60	73.33 %	0	2
5	49.794	49.787	48.381	0.01 %	2.92 %	2 / 4	75.00 %	7 / 47	87.23 %	0	2
6	50.213	50.213	47.972	0.00 %	4.67 %	1 / 5	100.00 %	5 / 66	93.94 %	1	3
7	45.319	44.988	42.063	0.74 %	7.74 %	3 / 6	66.67 %	26 / 69	63.77 %	0	3
Improvement trend				0.53 %	0.84 %		2.68 %		-0.12 %		

AX #1: class: G, car: 2013 BMW M3 White (mph: 48.671, top class mph: 50.339, FTD mph: 54.036)

AX #2: class: G, car: 2013 BMW M3 White (mph: 42.414, top class mph: 43.277, FTD mph: 46.419)

AX #3: class: G, car: 2013 BMW M3 White (mph: 47.080, top class mph: 48.327, FTD mph: 50.405)

AX #4: class: G, car: 2013 BMW M3 White (mph: 45.802, top class mph: 46.349, FTD mph: 49.615)

AX #5: class: G, car: 2013 BMW M3 White (mph: 44.529, top class mph: 44.535, FTD mph: 45.829)

AX #6: class: G, car: 2013 BMW M3 White (mph: 46.113, top class mph: 46.113, FTD mph: 48.267)

AX #7: class: G, car: 2013 BMW M3 White (mph: 43.299, top class mph: 43.618, FTD mph: 46.651)

10.31 John Clark

AX	DFTD	CFTD	FTD	to CFTD	to FTD	CI Place	CI Rank	Place	Rank	DNFs	Cones
1	57.060	57.060	51.897	0.00 %	9.95 %	1 / 12	100.00 %	8 / 63	88.89 %	1	6
2	55.192	55.192	53.319	0.00 %	3.51 %	1 / 9	100.00 %	3 / 65	96.92 %	0	7
3	58.117	58.117	56.136	0.00 %	3.53 %	1 / 12	100.00 %	7 / 67	91.04 %	0	7
4	61.050	61.050	59.270	0.00 %	3.00 %	1 / 9	100.00 %	4 / 60	95.00 %	0	7
5	49.249	49.249	48.381	0.00 %	1.79 %	1 / 8	100.00 %	4 / 47	93.62 %	0	0
6	50.391	49.937	47.972	0.91 %	5.04 %	2 / 12	91.67 %	6 / 66	92.42 %	0	7
7	43.131	43.131	42.063	0.00 %	2.54 %	1 / 11	100.00 %	4 / 69	95.65 %	0	5
Improvement trend				-0.06 %	0.75 %		-0.60 %		0.50 %		

AX #1: class: X, car: 2008 Mazda Miata Red (mph: 49.147, top class mph: 49.147, FTD mph: 54.036)

AX #2: class: X, car: 2008 Mazda Miata Red (mph: 44.843, top class mph: 44.843, FTD mph: 46.419)

AX #3: class: X, car: 2008 Mazda Miata Red (mph: 48.687, top class mph: 48.687, FTD mph: 50.405)

AX #4: class: X, car: 2008 Mazda Miata Red (mph: 48.168, top class mph: 48.168, FTD mph: 49.615)

AX #5: class: X, car: 2008 Mazda Miata Red (mph: 45.022, top class mph: 45.022, FTD mph: 45.829)

AX #6: class: X, car: 2008 Mazda Miata Red (mph: 45.950, top class mph: 46.368, FTD mph: 48.267)

AX #7: class: X, car: 2008 Mazda Miata Red (mph: 45.496, top class mph: 45.496, FTD mph: 46.651)

10.32 Phillip Craddock

AX	DFTD	CFTD	FTD	to CFTD	to FTD	CI Place	CI Rank	Place	Rank	DNFs	Cones
1	61.991	51.897	51.897	19.45 %	19.45 %	11 / 13	23.08 %	44 / 63	31.75 %	0	1
3	63.414	56.136	56.136	12.96 %	12.96 %	12 / 15	26.67 %	38 / 67	44.78 %	0	10
4	66.939	59.270	59.270	12.94 %	12.94 %	9 / 12	33.33 %	35 / 60	43.33 %	0	7
6	52.466	48.598	47.972	7.96 %	9.37 %	7 / 7	14.29 %	26 / 66	62.12 %	0	6
7	45.185	42.063	42.063	7.42 %	7.42 %	8 / 15	53.33 %	22 / 69	69.57 %	2	4
Improvement trend				2.91 %	2.77 %		4.81 %		9.30 %		

AX #1: class: Z, car: 2023 Chevrolet Corvette Red (mph: 45.237, top class mph: 54.036, FTD mph: 54.036)

AX #3: class: Z, car: 2023 Chevrolet Corvette Red (mph: 44.620, top class mph: 50.405, FTD mph: 50.405)

AX #4: class: Z, car: 2023 Chevrolet Corvette Red (mph: 43.931, top class mph: 49.615, FTD mph: 49.615)

AX #6: class: Z, car: 2023 Chevrolet Corvette Red Mist (mph: 44.132, top class mph: 47.645, FTD mph: 48.267)

AX #7: class: Z, car: 2023 Chevrolet Corvette Red Mist (mph: 43.428, top class mph: 46.651, FTD mph: 46.651)

10.33 Blake Crawford

AX	DFTD	CFTD	FTD	to CFTD	to FTD	CI Place	CI Rank	Place	Rank	DNFs	Cones
7	49.417	44.958	42.063	9.92 %	17.48 %	10 / 14	35.71 %	62 / 69	11.59 %	0	0
Improvement trend				0.00 %	0.00 %		0.00 %		0.00 %		

AX #7: class: NOVICE, car: 2004 Ford Focus Red (mph: 39.708, top class mph: 43.647, FTD mph: 46.651)

10.34 Andre Cummings

AX	DFTD	CFTD	FTD	to CFTD	to FTD	CI Place	CI Rank	Place	Rank	DNFs	Cones
5	59.330	53.693	48.381	10.50 %	22.63 %	7 / 11	45.45 %	42 / 47	12.77 %	1	0
Improvement trend				0.00 %	0.00 %		0.00 %		0.00 %		

AX #5: class: NOVICE, car: 2017 Mercedes-Benz C43 AMG Iridium Silver (mph: 37.372, top class mph: 41.295, FTD mph: 45.829)

10.35 Trevor Dahlen

AX	DFTD	CFTD	FTD	to CFTD	to FTD	CI Place	CI Rank	Place	Rank	DNFs	Cones
1	60.235	55.421	51.897	8.69 %	16.07 %	9 / 11	27.27 %	37 / 63	42.86 %	2	1
3	63.191	56.138	56.136	12.56 %	12.57 %	9 / 9	11.11 %	36 / 67	47.76 %	0	8
4	66.583	60.034	59.270	10.91 %	12.34 %	8 / 11	36.36 %	32 / 60	48.33 %	1	3
6	53.177	50.409	47.972	5.49 %	10.85 %	5 / 8	50.00 %	33 / 66	51.52 %	1	8
7	45.601	43.825	42.063	4.05 %	8.41 %	7 / 14	57.14 %	29 / 69	59.42 %	0	0
Improvement trend				1.63 %	1.70 %		9.86 %		3.69 %		

AX #1: class: Y, car: 2022 Toyota GR86 Blue (mph: 46.556, top class mph: 50.600, FTD mph: 54.036)

AX #3: class: Y, car: 2022 Toyota GR86 Blue (mph: 44.778, top class mph: 50.403, FTD mph: 50.405)

AX #4: class: Y, car: 2022 Toyota GR86 Blue (mph: 44.166, top class mph: 48.984, FTD mph: 49.615)

AX #6: class: Y, car: 2022 Toyota GR86 Blue (mph: 43.542, top class mph: 45.933, FTD mph: 48.267)

AX #7: class: Y, car: 2022 Toyota GR86 Blue (mph: 43.031, top class mph: 44.775, FTD mph: 46.651)

10.36 Brandon Dan

AX	DFTD	CFTD	FTD	to CFTD	to FTD	CI Place	CI Rank	Place	Rank	DNFs	Cones
1	55.421	55.421	51.897	0.00 %	6.79 %	1 / 11	100.00 %	4 / 63	95.24 %	0	9
2	57.233	57.233	53.319	0.00 %	7.34 %	1 / 10	100.00 %	8 / 65	89.23 %	1	3
3	56.138	56.138	56.136	0.00 %	0.00 %	1 / 9	100.00 %	2 / 67	98.51 %	0	3
4	60.034	60.034	59.270	0.00 %	1.29 %	1 / 11	100.00 %	3 / 60	96.67 %	2	2
6	53.144	49.937	47.972	6.42 %	10.78 %	10 / 12	25.00 %	32 / 66	53.03 %	3	0
7	43.825	43.825	42.063	0.00 %	4.19 %	1 / 14	100.00 %	6 / 69	92.75 %	0	2
Improvement trend				-0.55 %	0.04 %		-6.43 %		-3.51 %		

AX #1: class: Y, car: 2021 Honda Civic Type R Blue (mph: 50.600, top class mph: 50.600, FTD mph: 54.036)

AX #2: class: Y, car: 2021 Honda Civic Type R Blue (mph: 43.244, top class mph: 43.244, FTD mph: 46.419)

AX #3: class: Y, car: 2021 Honda Civic Type R Blue (mph: 50.403, top class mph: 50.403, FTD mph: 50.405)

AX #4: class: Y, car: 2021 Honda Civic Type R Blue (mph: 48.984, top class mph: 48.984, FTD mph: 49.615)

AX #6: class: X, car: 1991 Honda Civic Si Red (mph: 43.569, top class mph: 46.368, FTD mph: 48.267)

AX #7: class: Y, car: 2021 Honda Civic Type R Blue (mph: 44.775, top class mph: 44.775, FTD mph: 46.651)

10.37 Katherine Dashiell

AX	DFTD	CFTD	FTD	to CFTD	to FTD	CI Place	CI Rank	Place	Rank	DNFs	Cones
1	67.108	60.310	51.897	11.27 %	29.31 %	9 / 13	38.46 %	57 / 63	11.11 %	0	4
2	67.702	61.253	53.319	10.53 %	26.98 %	16 / 21	28.57 %	59 / 65	10.77 %	1	8
6	59.383	53.246	47.972	11.53 %	23.79 %	15 / 20	30.00 %	61 / 66	9.09 %	0	6
7	51.380	44.958	42.063	14.28 %	22.15 %	13 / 14	14.29 %	67 / 69	4.35 %	1	1
Improvement trend				-1.00 %	2.47 %		-7.11 %		-2.20 %		

AX #1: class: NOVICE, car: 2008 BMW M3 Interlagos Blue (mph: 41.788, top class mph: 46.498, FTD mph: 54.036)

AX #2: class: NOVICE, car: 2008 BMW M3 Interlagos Blue (mph: 36.557, top class mph: 40.406, FTD mph: 46.419)

AX #6: class: NOVICE, car: 2008 BMW M3 Blue (mph: 38.992, top class mph: 43.486, FTD mph: 48.267)

AX #7: class: NOVICE, car: 2008 BMW 328i Black (mph: 38.191, top class mph: 43.647, FTD mph: 46.651)

10.38 Matthew Dashiell

AX	DFTD	CFTD	FTD	to CFTD	to FTD	CI Place	CI Rank	Place	Rank	DNFs	Cones
1	55.141	54.743	51.897	0.73 %	6.25 %	2 / 5	80.00 %	3 / 63	96.83 %	0	2
2	56.474	56.474	53.319	0.00 %	5.92 %	1 / 4	100.00 %	5 / 65	93.85 %	0	2
3	58.369	56.406	56.136	3.48 %	3.98 %	2 / 4	75.00 %	11 / 67	85.07 %	0	6
4	65.218	61.546	59.270	5.97 %	10.04 %	3 / 5	60.00 %	22 / 60	65.00 %	0	3
5	49.980	48.381	48.381	3.31 %	3.31 %	2 / 4	75.00 %	9 / 47	82.98 %	0	0
6	50.815	47.972	47.972	5.93 %	5.93 %	3 / 4	50.00 %	14 / 66	80.30 %	0	4
7	44.035	43.863	42.063	0.39 %	4.69 %	2 / 4	75.00 %	8 / 69	89.86 %	0	2
Improvement trend				-0.38 %	0.19 %		-4.11 %		-1.79 %		

AX #1: class: H, car: 2008 BMW M3 Interlagos Blue (mph: 50.857, top class mph: 51.227, FTD mph: 54.036)

AX #2: class: H, car: 2008 BMW M3 Interlagos Blue (mph: 43.825, top class mph: 43.825, FTD mph: 46.419)

AX #3: class: H, car: 2008 BMW M3 Interlagos Blue (mph: 48.477, top class mph: 50.164, FTD mph: 50.405)

AX #4: class: H, car: 2008 BMW M3 Interlagos Blue (mph: 45.090, top class mph: 47.780, FTD mph: 49.615)

AX #5: class: H, car: 2008 BMW M3 Interlagos Blue (mph: 44.363, top class mph: 45.829, FTD mph: 45.829)

AX #6: class: H, car: 2008 BMW M3 Interlagos Blue (mph: 45.566, top class mph: 48.267, FTD mph: 48.267)

AX #7: class: H, car: 2008 BMW M3 Interlagos Blue (mph: 44.562, top class mph: 44.736, FTD mph: 46.651)

10.39 Joe Davies

AX	DFTD	CFTD	FTD	to CFTD	to FTD	CI Place	CI Rank	Place	Rank	DNFs	Cones
2	71.176	61.253	53.319	16.20 %	33.49 %	21 / 21	4.76 %	65 / 65	1.54 %	6	0
Improvement trend				0.00 %	0.00 %		0.00 %		0.00 %		

AX #2: class: NOVICE, car: 2018 BMW 440i Black (mph: 34.773, top class mph: 40.406, FTD mph: 46.419)

10.40 Michael Davis

AX	DFTD	CFTD	FTD	to CFTD	to FTD	CI Place	CI Rank	Place	Rank	DNFs	Cones
2	59.361	57.233	53.319	3.72 %	11.33 %	5 / 10	60.00 %	21 / 65	69.23 %	0	3
Improvement trend				0.00 %	0.00 %		0.00 %		0.00 %		

AX #2: class: Y, car: 2022 Toyota GR86 Blue (mph: 41.694, top class mph: 43.244, FTD mph: 46.419)

10.41 Randy Dicken

AX	DFTD	CFTD	FTD	to CFTD	to FTD	CI Place	CI Rank	Place	Rank	DNFs	Cones
7	46.470	42.063	42.063	10.48 %	10.48 %	11 / 15	33.33 %	36 / 69	49.28 %	1	0
Improvement trend				0.00 %	0.00 %		0.00 %		0.00 %		

AX #7: class: Z, car: 1967 Chevrolet camaro prowler orange (mph: 42.227, top class mph: 46.651, FTD mph: 46.651)

10.42 Christen Dominguez

AX	DFTD	CFTD	FTD	to CFTD	to FTD	CI Place	CI Rank	Place	Rank	DNFs	Cones
7	47.260	44.958	42.063	5.12 %	12.36 %	4 / 14	78.57 %	47 / 69	33.33 %	1	5
Improvement trend				0.00 %	0.00 %		0.00 %		0.00 %		

AX #7: class: NOVICE, car: 2024 BMW M2 White (mph: 41.521, top class mph: 43.647, FTD mph: 46.651)

10.43 Chad Douglass

AX	DFTD	CFTD	FTD	to CFTD	to FTD	CI Place	CI Rank	Place	Rank	DNFs	Cones
2	59.552	53.319	53.319	11.69 %	11.69 %	6 / 10	50.00 %	23 / 65	66.15 %	0	4
Improvement trend				0.00 %	0.00 %		0.00 %		0.00 %		

AX #2: class: Z, car: 2004 Chevrolet Corvette Z06 Silver (mph: 41.560, top class mph: 46.419, FTD mph: 46.419)

10.44 Maddox Duke

AX	DFTD	CFTD	FTD	to CFTD	to FTD	CI Place	CI Rank	Place	Rank	DNFs	Cones
2	61.897	61.253	53.319	1.05 %	16.09 %	3 / 21	90.48 %	38 / 65	43.08 %	0	7
Improvement trend				0.00 %	0.00 %		0.00 %		0.00 %		

AX #2: class: NOVICE, car: 2016 Mazda Mx5 Miata White (mph: 39.986, top class mph: 40.406, FTD mph: 46.419)

10.45 Liam Ellinger

AX	DFTD	CFTD	FTD	to CFTD	to FTD	CI Place	CI Rank	Place	Rank	DNFs	Cones
5	62.925	53.693	48.381	17.19 %	30.06 %	11 / 11	9.09 %	47 / 47	2.13 %	1	1
Improvement trend				0.00 %	0.00 %		0.00 %		0.00 %		

AX #5: class: NOVICE, car: 2020 Toyota 86 Gray (mph: 35.237, top class mph: 41.295, FTD mph: 45.829)

10.46 Kurt Espinosa

AX	DFTD	CFTD	FTD	to CFTD	to FTD	CI Place	CI Rank	Place	Rank	DNFs	Cones
2	65.645	61.253	53.319	7.17 %	23.12 %	12 / 21	47.62 %	53 / 65	20.00 %	3	10
Improvement trend				0.00 %	0.00 %		0.00 %		0.00 %		

AX #2: class: NOVICE, car: 2008 Mini Clubman s Blue (mph: 37.703, top class mph: 40.406, FTD mph: 46.419)

10.47 Ayrton Fineout

AX	DFTD	CFTD	FTD	to CFTD	to FTD	CI Place	CI Rank	Place	Rank	DNFs	Cones
7	45.638	42.063	42.063	8.50 %	8.50 %	10 / 15	40.00 %	30 / 69	57.97 %	1	6
Improvement trend				0.00 %	0.00 %		0.00 %		0.00 %		

AX #7: class: Z, car: 2018 Tesla 3 LR AWD Red (mph: 42.996, top class mph: 46.651, FTD mph: 46.651)

10.48 Steve Fithian

AX	DFTD	CFTD	FTD	to CFTD	to FTD	CI Place	CI Rank	Place	Rank	DNFs	Cones
4	75.398	67.200	59.270	12.20 %	27.21 %	8 / 13	46.15 %	55 / 60	10.00 %	4	0
Improvement trend				0.00 %	0.00 %		0.00 %		0.00 %		

AX #4: class: NOVICE, car: 2022 BMW X6 M Competition Gray (mph: 39.002, top class mph: 43.760, FTD mph: 49.615)

10.49 Jeremy Foley



AX	DFTD	CFTD	FTD	to CFTD	to FTD	CI Place	CI Rank	Place	Rank	DNFs	Cones
2	53.319	53.319	53.319	0.00 %	0.00 %	1 / 10	100.00 %	1 / 65	100.00 %	0	21

AX	DFTD	CFTD	FTD	to CFTD	to FTD	CI Place	CI Rank	Place	Rank	DNFs	Cones
3	56.136	56.136	56.136	0.00 %	0.00 %	1 / 15	100.00 %	1 / 67	100.00 %	2	9
4	59.270	59.270	59.270	0.00 %	0.00 %	1 / 12	100.00 %	1 / 60	100.00 %	2	9
6	49.673	48.598	47.972	2.21 %	3.55 %	2 / 7	85.71 %	3 / 66	96.97 %	0	16
Improvement trend				-0.66 %	-1.06 %		-4.29 %		-0.91 %		

AX #2: class: Z, car: 2008 Chevrolet Z06 Yellow (mph: 46.419, top class mph: 46.419, FTD mph: 46.419)

AX #3: class: Z, car: 2008 Chevrolet Z06 Yellow (mph: 50.405, top class mph: 50.405, FTD mph: 50.405)

AX #4: class: Z, car: 2008 Chevrolet Z06 Yellow (mph: 49.615, top class mph: 49.615, FTD mph: 49.615)

AX #6: class: Z, car: 2008 Chevrolet Z06 Yellow (mph: 46.614, top class mph: 47.645, FTD mph: 48.267)

10.50 Brian Franke

AX	DFTD	CFTD	FTD	to CFTD	to FTD	CI Place	CI Rank	Place	Rank	DNFs	Cones
7	42.063	42.063	42.063	0.00 %	0.00 %	1 / 15	100.00 %	1 / 69	100.00 %	3	6
Improvement trend				0.00 %	0.00 %		0.00 %		0.00 %		

AX #7: class: Z, car: 2020 Tesla Model 3 (mph: 46.651, top class mph: 46.651, FTD mph: 46.651)

10.51 Derek Friday

AX	DFTD	CFTD	FTD	to CFTD	to FTD	CI Place	CI Rank	Place	Rank	DNFs	Cones
6	55.824	49.937	47.972	11.79 %	16.37 %	12 / 12	8.33 %	50 / 66	25.76 %	1	6
7	48.245	43.131	42.063	11.86 %	14.70 %	8 / 11	36.36 %	55 / 69	21.74 %	3	3
Improvement trend				-0.07 %	1.67 %		28.03 %		-4.02 %		

AX #6: class: X, car: 1994 Acura Integra Black (mph: 41.478, top class mph: 46.368, FTD mph: 48.267)

AX #7: class: X, car: 1994 Acura Integra Black (mph: 40.673, top class mph: 45.496, FTD mph: 46.651)

10.52 Ben Furth

AX	DFTD	CFTD	FTD	to CFTD	to FTD	CI Place	CI Rank	Place	Rank	DNFs	Cones
6	54.584	50.409	47.972	8.28 %	13.78 %	7 / 8	25.00 %	42 / 66	37.88 %	2	0
7	46.768	43.825	42.063	6.72 %	11.19 %	11 / 14	28.57 %	40 / 69	43.48 %	0	1
Improvement trend				1.57 %	2.60 %		3.57 %		5.60 %		

AX #6: class: Y, car: 2022 Subaru BRZ White (mph: 42.420, top class mph: 45.933, FTD mph: 48.267)

AX #7: class: Y, car: 2022 Subaru BRZ White (mph: 41.958, top class mph: 44.775, FTD mph: 46.651)

10.53 Ganesh Gangane

AX	DFTD	CFTD	FTD	to CFTD	to FTD	CI Place	CI Rank	Place	Rank	DNFs	Cones
3	68.237	64.100	56.136	6.45 %	21.56 %	6 / 16	68.75 %	55 / 67	19.40 %	1	4
4	69.090	67.200	59.270	2.81 %	16.57 %	5 / 13	69.23 %	45 / 60	26.67 %	0	0
Improvement trend				3.64 %	4.99 %		0.48 %		7.26 %		

AX #3: class: NOVICE, car: 1992 Mazda Miata Silver (mph: 41.466, top class mph: 44.143, FTD mph: 50.405)

AX #4: class: NOVICE, car: 1992 Mazda Miata Silver (mph: 42.563, top class mph: 43.760, FTD mph: 49.615)

10.54 Bonny George

AX	DFTD	CFTD	FTD	to CFTD	to FTD	CI Place	CI Rank	Place	Rank	DNFs	Cones
2	65.121	61.253	53.319	6.31 %	22.13 %	9 / 21	61.90 %	48 / 65	27.69 %	0	1
Improvement trend				0.00 %	0.00 %		0.00 %		0.00 %		

AX #2: class: NOVICE, car: 2008 Lexus IS F Black (mph: 38.006, top class mph: 40.406, FTD mph: 46.419)

10.55 Brayanth Gomez

AX	DFTD	CFTD	FTD	to CFTD	to FTD	CI Place	CI Rank	Place	Rank	DNFs	Cones
2	61.253	61.253	53.319	0.00 %	14.88 %	1 / 21	100.00 %	32 / 65	52.31 %	0	5
Improvement trend				0.00 %	0.00 %		0.00 %		0.00 %		

AX #2: class: NOVICE, car: 2021 Ford Mustang gt Gray (mph: 40.406, top class mph: 40.406, FTD mph: 46.419)

10.56 Rick Gonzales

AX	DFTD	CFTD	FTD	to CFTD	to FTD	CI Place	CI Rank	Place	Rank	DNFs	Cones
3	61.179	56.138	56.136	8.98 %	8.98 %	7 / 9	33.33 %	25 / 67	64.18 %	0	0
6	51.647	50.409	47.972	2.46 %	7.66 %	4 / 8	62.50 %	20 / 66	71.21 %	0	4
7	45.954	43.131	42.063	6.55 %	9.25 %	4 / 11	72.73 %	32 / 69	55.07 %	0	1
Improvement trend				1.22 %	-0.13 %		19.70 %		-4.55 %		

AX #3: class: Y, car: 2013 Mazda Miata Red (mph: 46.250, top class mph: 50.403, FTD mph: 50.405)

AX #6: class: Y, car: 2013 Mazda Miata Red (mph: 44.832, top class mph: 45.933, FTD mph: 48.267)

AX #7: class: X, car: 2020 Mazda MX5 Grey (mph: 42.701, top class mph: 45.496, FTD mph: 46.651)

10.57 Cameron Goode

AX	DFTD	CFTD	FTD	to CFTD	to FTD	CI Place	CI Rank	Place	Rank	DNFs	Cones
1	51.897	51.897	51.897	0.00 %	0.00 %	1 / 13	100.00 %	1 / 63	100.00 %	0	6
2	54.918	53.319	53.319	3.00 %	3.00 %	2 / 10	90.00 %	2 / 65	98.46 %	0	13
3	60.193	56.136	56.136	7.23 %	7.23 %	8 / 15	53.33 %	20 / 67	71.64 %	0	7
4	59.548	59.270	59.270	0.47 %	0.47 %	2 / 12	91.67 %	2 / 60	98.33 %	0	23
5	49.214	48.731	48.381	0.99 %	1.72 %	2 / 13	92.31 %	3 / 47	95.74 %	0	4
6	48.598	48.598	47.972	0.00 %	1.30 %	1 / 7	100.00 %	2 / 66	98.48 %	1	8
7	42.075	42.063	42.063	0.03 %	0.03 %	2 / 15	93.33 %	2 / 69	98.55 %	0	5
Improvement trend				0.43 %	0.31 %		1.39 %		0.71 %		

AX #1: class: Z, car: 2020 Tesla Model 3 White (mph: 54.036, top class mph: 54.036, FTD mph: 54.036)

AX #2: class: Z, car: 2008 Corvette White (mph: 45.067, top class mph: 46.419, FTD mph: 46.419)

AX #3: class: Z, car: 2010 Honda Accord Black (mph: 47.008, top class mph: 50.405, FTD mph: 50.405)

AX #4: class: Z, car: 2020 Tesla Model 3 White (mph: 49.383, top class mph: 49.615, FTD mph: 49.615)

AX #5: class: Z, car: 2020 Tesla Model 3 White (mph: 45.054, top class mph: 45.500, FTD mph: 45.829)

AX #6: class: Z, car: 2020 Tesla Model 3 White (mph: 47.645, top class mph: 47.645, FTD mph: 48.267)

AX #7: class: Z, car: 2020 Tesla Model 3 White (mph: 46.637, top class mph: 46.651, FTD mph: 46.651)

10.58 John Guerra

AX	DFTD	CFTD	FTD	to CFTD	to FTD	CI Place	CI Rank	Place	Rank	DNFs	Cones
2	62.641	61.253	53.319	2.27 %	17.48 %	5 / 21	80.95 %	41 / 65	38.46 %	1	0
Improvement trend				0.00 %	0.00 %		0.00 %		0.00 %		

AX #2: class: NOVICE, car: 2001 BMW 325i Silver (mph: 39.511, top class mph: 40.406, FTD mph: 46.419)

10.59 Kevin Gutierrez

AX	DFTD	CFTD	FTD	to CFTD	to FTD	CI Place	CI Rank	Place	Rank	DNFs	Cones
1	59.737	51.897	51.897	15.11 %	15.11 %	10 / 13	30.77 %	32 / 63	50.79 %	0	0
5	52.138	48.731	48.381	6.99 %	7.77 %	7 / 13	53.85 %	18 / 47	63.83 %	0	0
Improvement trend				8.12 %	7.34 %		23.08 %		13.04 %		

AX #1: class: Z, car: 2003 Chevrolet Corvette Yellow (mph: 46.944, top class mph: 54.036, FTD mph: 54.036)

AX #5: class: Z, car: 2003 Chevrolet Corvette Yellow (mph: 42.527, top class mph: 45.500, FTD mph: 45.829)

10.60 Phillip Hanley

AX	DFTD	CFTD	FTD	to CFTD	to FTD	CI Place	CI Rank	Place	Rank	DNFs	Cones
1	59.731	51.897	51.897	15.10 %	15.10 %	9 / 13	38.46 %	31 / 63	52.38 %	4	1
2	61.869	53.319	53.319	16.04 %	16.04 %	9 / 10	20.00 %	37 / 65	44.62 %	0	8
7	45.243	42.063	42.063	7.56 %	7.56 %	9 / 15	46.67 %	24 / 69	66.67 %	1	3
Improvement trend				3.77 %	3.77 %		4.10 %		7.14 %		

AX #1: class: Z, car: 2017 Ford GT 350 Gray (mph: 46.949, top class mph: 54.036, FTD mph: 54.036)

AX #2: class: Z, car: 2017 Ford GT 350 Gray (mph: 40.004, top class mph: 46.419, FTD mph: 46.419)

AX #7: class: Z, car: 2019 Chevrolet Corvette Grand Sport Blue (mph: 43.372, top class mph: 46.651, FTD mph: 46.651)

10.61 Ryan Hanley

AX	DFTD	CFTD	FTD	to CFTD	to FTD	CI Place	CI Rank	Place	Rank	DNFs	Cones
1	61.221	57.060	51.897	7.29 %	17.97 %	9 / 12	33.33 %	41 / 63	36.51 %	0	4
2	59.464	53.319	53.319	11.52 %	11.52 %	5 / 10	60.00 %	22 / 65	67.69 %	0	8
7	47.121	42.063	42.063	12.02 %	12.02 %	13 / 15	20.00 %	46 / 69	34.78 %	0	2
Improvement trend				-2.37 %	2.97 %		-6.67 %		-0.86 %		

AX #1: class: X, car: 1997 Mazda Miata Blue (mph: 45.806, top class mph: 49.147, FTD mph: 54.036)

AX #2: class: Z, car: 2017 Ford GT350 grey (mph: 41.622, top class mph: 46.419, FTD mph: 46.419)

AX #7: class: Z, car: 1990 Mazda Miata Blue (mph: 41.643, top class mph: 46.651, FTD mph: 46.651)

10.62 Craig Hawkins

AX	DFTD	CFTD	FTD	to CFTD	to FTD	CI Place	CI Rank	Place	Rank	DNFs	Cones
7	54.951	44.958	42.063	22.23 %	30.64 %	14 / 14	7.14 %	68 / 69	2.90 %	3	0
Improvement trend				0.00 %	0.00 %		0.00 %		0.00 %		

AX #7: class: NOVICE, car: 2023 Mazda MX-5 White (mph: 35.709, top class mph: 43.647, FTD mph: 46.651)

10.63 Luke Hawkins

AX	DFTD	CFTD	FTD	to CFTD	to FTD	CI Place	CI Rank	Place	Rank	DNFs	Cones
1	63.581	63.581	51.897	0.00 %	22.51 %	1 / 1	100.00 %	50 / 63	22.22 %	1	1
2	65.392	65.392	53.319	0.00 %	22.64 %	1 / 1	100.00 %	52 / 65	21.54 %	1	1
4	68.201	68.201	59.270	0.00 %	15.07 %	1 / 1	100.00 %	44 / 60	28.33 %	0	1
5	55.326	55.326	48.381	0.00 %	14.35 %	1 / 1	100.00 %	36 / 47	25.53 %	0	1
6	54.954	54.954	47.972	0.00 %	14.55 %	1 / 1	100.00 %	45 / 66	33.33 %	0	4
7	46.725	46.725	42.063	0.00 %	11.08 %	1 / 1	100.00 %	39 / 69	44.93 %	0	1
Improvement trend				0.00 %	2.35 %		0.00 %		4.17 %		

AX #1: class: C, car: 2010 Mini Base Blue (mph: 44.106, top class mph: 44.106, FTD mph: 54.036)

AX #2: class: C, car: 2010 Mini Base Blue (mph: 37.849, top class mph: 37.849, FTD mph: 46.419)

AX #4: class: C, car: 2010 Mini Base Blue (mph: 43.118, top class mph: 43.118, FTD mph: 49.615)

AX #5: class: C, car: 2010 MINI Blue (mph: 40.076, top class mph: 40.076, FTD mph: 45.829)

AX #6: class: C, car: 2010 Mini Base Blue (mph: 42.134, top class mph: 42.134, FTD mph: 48.267)

AX #7: class: D, car: 2008 BMW M3 Blue (mph: 41.996, top class mph: 41.996, FTD mph: 46.651)

10.64 Geovany Hernandez

AX	DFTD	CFTD	FTD	to CFTD	to FTD	CI Place	CI Rank	Place	Rank	DNFs	Cones
1	75.044	55.421	51.897	35.41 %	44.60 %	11 / 11	9.09 %	63 / 63	1.59 %	1	2
Improvement trend				0.00 %	0.00 %		0.00 %		0.00 %		

AX #1: class: Y, car: 2007 Honda S2000 Laguna Blue (mph: 37.369, top class mph: 50.600, FTD mph: 54.036)

10.65 Garrett Hinshaw

AX	DFTD	CFTD	FTD	to CFTD	to FTD	CI Place	CI Rank	Place	Rank	DNFs	Cones
6	57.054	53.246	47.972	7.15 %	18.93 %	10 / 20	55.00 %	55 / 66	18.18 %	0	4
Improvement trend				0.00 %	0.00 %		0.00 %		0.00 %		

AX #6: class: NOVICE, car: 2002 Chevrolet Corvette (mph: 40.584, top class mph: 43.486, FTD mph: 48.267)

10.66 Harman Hira

AX	DFTD	CFTD	FTD	to CFTD	to FTD	CI Place	CI Rank	Place	Rank	DNFs	Cones
3	62.326	56.406	56.136	10.50 %	11.03 %	3 / 4	50.00 %	32 / 67	53.73 %	2	2
Improvement trend				0.00 %	0.00 %		0.00 %		0.00 %		

AX #3: class: H, car: 2008 BMW M3 E90 Interlagos Blau (mph: 45.399, top class mph: 50.164, FTD mph: 50.405)

10.67 Kole Hobbs

AX	DFTD	CFTD	FTD	to CFTD	to FTD	CI Place	CI Rank	Place	Rank	DNFs	Cones
1	57.731	57.731	51.897	0.00 %	11.24 %	1 / 3	100.00 %	16 / 63	76.19 %	1	4
2	59.908	58.843	53.319	1.81 %	12.36 %	2 / 3	66.67 %	25 / 65	63.08 %	0	9
3	62.276	61.913	56.136	0.59 %	10.94 %	2 / 3	66.67 %	30 / 67	56.72 %	0	4
5	54.381	53.656	48.381	1.35 %	12.40 %	2 / 3	66.67 %	32 / 47	34.04 %	1	0
6	53.094	52.265	47.972	1.59 %	10.68 %	2 / 3	66.67 %	31 / 66	54.55 %	0	8

AX	DFTD	CFTD	FTD	to CFTD	to FTD	CI Place	CI Rank	Place	Rank	DNFs	Cones
7	48.609	48.609	42.063	0.00 %	15.56 %	1 / 2	100.00 %	58 / 69	17.39 %	3	2
Improvement trend				-0.00 %	-0.52 %		0.00 %		-9.78 %		

AX #1: class: F, car: 2003 BMW Z4 Black (mph: 48.576, top class mph: 48.576, FTD mph: 54.036)

AX #2: class: F, car: 2003 BMW Z4 Black (mph: 41.313, top class mph: 42.061, FTD mph: 46.419)

AX #3: class: F, car: 2001 BMW 330i (mph: 45.436, top class mph: 45.702, FTD mph: 50.405)

AX #5: class: F, car: 2003 BMW Z4 Black (mph: 40.773, top class mph: 41.324, FTD mph: 45.829)

AX #6: class: F, car: 2003 BMW Z4 Black (mph: 43.610, top class mph: 44.302, FTD mph: 48.267)

AX #7: class: F, car: 2001 BMW 330i Black (mph: 40.368, top class mph: 40.368, FTD mph: 46.651)

10.68 John Hunter

AX	DFTD	CFTD	FTD	to CFTD	to FTD	CI Place	CI Rank	Place	Rank	DNFs	Cones
3	72.062	64.100	56.136	12.42 %	28.37 %	8 / 16	56.25 %	59 / 67	13.43 %	0	0
Improvement trend				0.00 %	0.00 %		0.00 %		0.00 %		

AX #3: class: NOVICE, car: 2010 Hyundai Genesis coupe Red (mph: 39.265, top class mph: 44.143, FTD mph: 50.405)

10.69 Roshan Iyer

AX	DFTD	CFTD	FTD	to CFTD	to FTD	CI Place	CI Rank	Place	Rank	DNFs	Cones
1	56.596	54.743	51.897	3.38 %	9.05 %	3 / 5	60.00 %	7 / 63	90.48 %	0	6
2	59.190	56.474	53.319	4.81 %	11.01 %	3 / 4	50.00 %	18 / 65	73.85 %	2	4
3	63.295	56.406	56.136	12.21 %	12.75 %	4 / 4	25.00 %	37 / 67	46.27 %	1	10
Improvement trend				-4.41 %	-1.85 %		-17.50 %		-22.10 %		

AX #1: class: H, car: 2018 BMW M2 White (mph: 49.550, top class mph: 51.227, FTD mph: 54.036)

AX #2: class: H, car: 2018 BMW M2 White (mph: 41.814, top class mph: 43.825, FTD mph: 46.419)

AX #3: class: H, car: 2018 BMW M2 White (mph: 44.704, top class mph: 50.164, FTD mph: 50.405)

10.70 Jerrett Jan



AX	DFTD	CFTD	FTD	to CFTD	to FTD	CI Place	CI Rank	Place	Rank	DNFs	Cones
1	57.717	55.421	51.897	4.14 %	11.21 %	4 / 11	72.73 %	15 / 63	77.78 %	1	5
2	59.196	57.233	53.319	3.43 %	11.02 %	3 / 10	80.00 %	19 / 65	72.31 %	1	9

AX	DFTD	CFTD	FTD	to CFTD	to FTD	CI Place	CI Rank	Place	Rank	DNFs	Cones
3	60.392	56.138	56.136	7.58 %	7.58 %	5 / 9	55.56 %	22 / 67	68.66 %	0	10
4	63.540	60.034	59.270	5.84 %	7.20 %	5 / 11	63.64 %	14 / 60	78.33 %	1	14
5	50.560	50.560	48.381	0.00 %	4.50 %	1 / 1	100.00 %	12 / 47	76.60 %	0	0
6	50.409	50.409	47.972	0.00 %	5.08 %	1 / 8	100.00 %	7 / 66	90.91 %	0	4
7	44.896	43.825	42.063	2.44 %	6.74 %	5 / 14	71.43 %	16 / 69	78.26 %	0	3
Improvement trend				0.70 %	1.01 %		2.88 %		1.66 %		

AX #1: class: Y, car: 2023 Subaru BRZ Blue (mph: 48.587, top class mph: 50.600, FTD mph: 54.036)

AX #2: class: Y, car: 2023 Subaru BRZ Blue (mph: 41.810, top class mph: 43.244, FTD mph: 46.419)

AX #3: class: Y, car: 2023 Subaru BRZ Blue (mph: 46.853, top class mph: 50.403, FTD mph: 50.405)

AX #4: class: Y, car: 2023 Subaru BRZ Blue (mph: 46.281, top class mph: 48.984, FTD mph: 49.615)

AX #5: class: Y, car: 2023 Subaru BRZ Blue (mph: 43.854, top class mph: 43.854, FTD mph: 45.829)

AX #6: class: Y, car: 2023 Subaru BRZ Blue (mph: 45.933, top class mph: 45.933, FTD mph: 48.267)

AX #7: class: Y, car: 2023 Subaru BRZ Blue (mph: 43.707, top class mph: 44.775, FTD mph: 46.651)

10.71 Leilane Jan

AX	DFTD	CFTD	FTD	to CFTD	to FTD	CI Place	CI Rank	Place	Rank	DNFs	Cones
1	59.934	55.421	51.897	8.14 %	15.49 %	8 / 11	36.36 %	35 / 63	46.03 %	0	6
3	63.694	63.694	56.136	0.00 %	13.46 %	1 / 1	100.00 %	41 / 67	40.30 %	0	5
6	53.341	53.341	47.972	0.00 %	11.19 %	1 / 3	100.00 %	36 / 66	46.97 %	2	6
7	47.007	47.007	42.063	0.00 %	11.75 %	1 / 1	100.00 %	44 / 69	37.68 %	0	4
Improvement trend				2.44 %	1.35 %		19.09 %		-1.84 %		

AX #1: class: Y, car: 2023 Subaru BRZ Blue (mph: 46.790, top class mph: 50.600, FTD mph: 54.036)

AX #3: class: L, car: 2023 Subaru BRZ Blue (mph: 44.424, top class mph: 44.424, FTD mph: 50.405)

AX #6: class: L, car: 2023 Subaru BRZ Blue (mph: 43.409, top class mph: 43.409, FTD mph: 48.267)

AX #7: class: L, car: 2023 Subaru BRZ Blue (mph: 41.744, top class mph: 41.744, FTD mph: 46.651)

10.72 Zachary Jones

AX	DFTD	CFTD	FTD	to CFTD	to FTD	CI Place	CI Rank	Place	Rank	DNFs	Cones
5	53.693	53.693	48.381	0.00 %	10.98 %	1 / 11	100.00 %	28 / 47	42.55 %	0	1
Improvement trend				0.00 %	0.00 %		0.00 %		0.00 %		

AX #5: class: NOVICE, car: 2023 Toyota GR Corolla Black (mph: 41.295, top class mph: 41.295, FTD mph: 45.829)

10.73 Anthony Carinci Jr

AX	DFTD	CFTD	FTD	to CFTD	to FTD	CI Place	CI Rank	Place	Rank	DNFs	Cones
5	52.343	49.249	48.381	6.28 %	8.19 %	4 / 8	62.50 %	19 / 47	61.70 %	1	0
Improvement trend				0.00 %	0.00 %		0.00 %		0.00 %		

AX #5: class: X, car: 2016 Scion Fr-s Tan (mph: 42.360, top class mph: 45.022, FTD mph: 45.829)

10.74 Kelsey Karanges



AX	DFTD	CFTD	FTD	to CFTD	to FTD	CI Place	CI Rank	Place	Rank	DNFs	Cones
3	60.181	56.136	56.136	7.21 %	7.21 %	7 / 15	60.00 %	19 / 67	73.13 %	0	5
6	50.707	50.409	47.972	0.59 %	5.70 %	2 / 8	87.50 %	12 / 66	83.33 %	0	1
Improvement trend				6.61 %	1.50 %		27.50 %		10.20 %		

AX #3: class: Z, car: 2008 Porsche Cayman S (mph: 47.017, top class mph: 50.405, FTD mph: 50.405)

AX #6: class: Y, car: 2011 Porsche Cayman (mph: 45.663, top class mph: 45.933, FTD mph: 48.267)

10.75 Aqib Kazi

AX	DFTD	CFTD	FTD	to CFTD	to FTD	CI Place	CI Rank	Place	Rank	DNFs	Cones
1	59.565	55.421	51.897	7.48 %	14.78 %	7 / 11	45.45 %	27 / 63	58.73 %	0	1
Improvement trend				0.00 %	0.00 %		0.00 %		0.00 %		

AX #1: class: Y, car: 2002 Honda S2000 Silver (mph: 47.080, top class mph: 50.600, FTD mph: 54.036)

10.76 Brent Knaack

AX	DFTD	CFTD	FTD	to CFTD	to FTD	CI Place	CI Rank	Place	Rank	DNFs	Cones
6	58.971	53.246	47.972	10.75 %	22.93 %	14 / 20	35.00 %	60 / 66	10.61 %	0	0
Improvement trend				0.00 %	0.00 %		0.00 %		0.00 %		

AX #6: class: NOVICE, car: 2019 Honda Civic Grey (mph: 39.264, top class mph: 43.486, FTD mph: 48.267)

10.77 Gary Kramar

AX	DFTD	CFTD	FTD	to CFTD	to FTD	CI Place	CI Rank	Place	Rank	DNFs	Cones
2	60.416	57.233	53.319	5.56 %	13.31 %	6 / 10	50.00 %	27 / 65	60.00 %	1	0
6	53.944	50.409	47.972	7.01 %	12.45 %	6 / 8	37.50 %	41 / 66	39.39 %	1	2
Improvement trend				-1.45 %	0.86 %		-12.50 %		-20.61 %		

AX #2: class: Y, car: 2023 Subaru BRZ White (mph: 40.966, top class mph: 43.244, FTD mph: 46.419)

AX #6: class: Y, car: 2023 Subaru BRZ White (mph: 42.923, top class mph: 45.933, FTD mph: 48.267)

10.78 Coleman Lake

AX	DFTD	CFTD	FTD	to CFTD	to FTD	CI Place	CI Rank	Place	Rank	DNFs	Cones
3	61.913	61.913	56.136	0.00 %	10.29 %	1 / 3	100.00 %	28 / 67	59.70 %	0	1
Improvement trend				0.00 %	0.00 %		0.00 %		0.00 %		

AX #3: class: F, car: 2011 BMW M3 Black (mph: 45.702, top class mph: 45.702, FTD mph: 50.405)

10.79 Earvin Larry

AX	DFTD	CFTD	FTD	to CFTD	to FTD	CI Place	CI Rank	Place	Rank	DNFs	Cones
5	55.332	53.693	48.381	3.05 %	14.37 %	5 / 11	63.64 %	37 / 47	23.40 %	0	0
Improvement trend				0.00 %	0.00 %		0.00 %		0.00 %		

AX #5: class: NOVICE, car: 2023 Honda Civic White (mph: 40.072, top class mph: 41.295, FTD mph: 45.829)

10.80 Matthew Lechner

AX	DFTD	CFTD	FTD	to CFTD	to FTD	CI Place	CI Rank	Place	Rank	DNFs	Cones
7	48.824	44.958	42.063	8.60 %	16.07 %	9 / 14	42.86 %	61 / 69	13.04 %	2	1
Improvement trend				0.00 %	0.00 %		0.00 %		0.00 %		

AX #7: class: NOVICE, car: 2023 Volkswagen GTI White (mph: 40.191, top class mph: 43.647, FTD mph: 46.651)

10.81 Steffani Lee

AX	DFTD	CFTD	FTD	to CFTD	to FTD	CI Place	CI Rank	Place	Rank	DNFs	Cones
5	61.574	53.693	48.381	14.68 %	27.27 %	9 / 11	27.27 %	44 / 47	8.51 %	0	0
6	62.690	53.246	47.972	17.74 %	30.68 %	19 / 20	10.00 %	65 / 66	3.03 %	0	0
Improvement trend				-3.06 %	-3.41 %		-17.27 %		-5.48 %		

AX #5: class: NOVICE, car: 2013 Subaru BRZ WR Blue (mph: 36.010, top class mph: 41.295, FTD mph: 45.829)

AX #6: class: NOVICE, car: 2013 Subaru BRZ WR Blue (mph: 36.935, top class mph: 43.486, FTD mph: 48.267)

10.82 Todd Lewis

AX	DFTD	CFTD	FTD	to CFTD	to FTD	CI Place	CI Rank	Place	Rank	DNFs	Cones
7	44.519	43.825	42.063	1.58 %	5.84 %	2 / 14	92.86 %	12 / 69	84.06 %	3	1
Improvement trend				0.00 %	0.00 %		0.00 %		0.00 %		

AX #7: class: Y, car: 2021 Toyota GR Yaris Black (mph: 44.077, top class mph: 44.775, FTD mph: 46.651)

10.83 David Linkh

AX	DFTD	CFTD	FTD	to CFTD	to FTD	CI Place	CI Rank	Place	Rank	DNFs	Cones
7	49.720	44.958	42.063	10.59 %	18.20 %	11 / 14	28.57 %	64 / 69	8.70 %	1	0
Improvement trend				0.00 %	0.00 %		0.00 %		0.00 %		

AX #7: class: NOVICE, car: 2023 Toyota GR Corolla White (mph: 39.466, top class mph: 43.647, FTD mph: 46.651)

10.84 James Little

AX	DFTD	CFTD	FTD	to CFTD	to FTD	CI Place	CI Rank	Place	Rank	DNFs	Cones
1	58.787	51.897	51.897	13.28 %	13.28 %	5 / 13	69.23 %	21 / 63	68.25 %	0	5
7	44.270	42.063	42.063	5.25 %	5.25 %	5 / 15	73.33 %	10 / 69	86.96 %	0	1
Improvement trend				8.03 %	8.03 %		4.10 %		18.70 %		

AX #1: class: Z, car: 2021 Chevrolet Corvette Red Mist (mph: 47.703, top class mph: 54.036, FTD mph: 54.036)

AX #7: class: Z, car: 2019 Chevrolet Corvette Red (mph: 44.325, top class mph: 46.651, FTD mph: 46.651)

10.85 Carola Locke

AX	DFTD	CFTD	FTD	to CFTD	to FTD	CI Place	CI Rank	Place	Rank	DNFs	Cones
6	58.719	53.246	47.972	10.28 %	22.40 %	13 / 20	40.00 %	59 / 66	12.12 %	1	1
Improvement trend				0.00 %	0.00 %		0.00 %		0.00 %		

AX #6: class: NOVICE, car: 2010 Mazda Miata Black (mph: 39.433, top class mph: 43.486, FTD mph: 48.267)

10.86 Howard Locke

AX	DFTD	CFTD	FTD	to CFTD	to FTD	CI Place	CI Rank	Place	Rank	DNFs	Cones
6	55.938	53.246	47.972	5.06 %	16.61 %	6 / 20	75.00 %	51 / 66	24.24 %	0	0
Improvement trend				0.00 %	0.00 %		0.00 %		0.00 %		

AX #6: class: NOVICE, car: 2006 Mazda Mx5 Copper Red (mph: 41.393, top class mph: 43.486, FTD mph: 48.267)

10.87 John Loflin

AX	DFTD	CFTD	FTD	to CFTD	to FTD	CI Place	CI Rank	Place	Rank	DNFs	Cones
2	68.578	53.319	53.319	28.62 %	28.62 %	10 / 10	10.00 %	62 / 65	6.15 %	0	4
4	72.905	59.270	59.270	23.00 %	23.00 %	12 / 12	8.33 %	53 / 60	13.33 %	3	3
Improvement trend				5.61 %	5.61 %		-1.67 %		7.18 %		

AX #2: class: Z, car: 2017 Chevrolet SS Sedan White (mph: 36.090, top class mph: 46.419, FTD mph: 46.419)

AX #4: class: Z, car: 2017 Chevrolet SS Sedan White (mph: 40.336, top class mph: 49.615, FTD mph: 49.615)

10.88 David Macmillan

AX	DFTD	CFTD	FTD	to CFTD	to FTD	CI Place	CI Rank	Place	Rank	DNFs	Cones
6	59.682	53.246	47.972	12.09 %	24.41 %	16 / 20	25.00 %	62 / 66	7.58 %	0	1
Improvement trend				0.00 %	0.00 %		0.00 %		0.00 %		

AX #6: class: NOVICE, car: 2020 Tesla Y Grey (mph: 38.797, top class mph: 43.486, FTD mph: 48.267)

10.89 Peter Macmillan

AX	DFTD	CFTD	FTD	to CFTD	to FTD	CI Place	CI Rank	Place	Rank	DNFs	Cones
6	56.807	53.246	47.972	6.69 %	18.42 %	8 / 20	65.00 %	53 / 66	21.21 %	1	2
Improvement trend				0.00 %	0.00 %		0.00 %		0.00 %		

AX #6: class: NOVICE, car: 2020 Tesla Y Grey (mph: 40.760, top class mph: 43.486, FTD mph: 48.267)

10.90 Jim Maertz

AX	DFTD	CFTD	FTD	to CFTD	to FTD	CI Place	CI Rank	Place	Rank	DNFs	Cones
7	46.779	42.063	42.063	11.21 %	11.21 %	12 / 15	26.67 %	41 / 69	42.03 %	0	0
Improvement trend				0.00 %	0.00 %		0.00 %		0.00 %		

AX #7: class: Z, car: 1984 Chevrolet Corvette Black (mph: 41.948, top class mph: 46.651, FTD mph: 46.651)

10.91 Hasan Mahmood

AX	DFTD	CFTD	FTD	to CFTD	to FTD	CI Place	CI Rank	Place	Rank	DNFs	Cones
3	62.773	56.138	56.136	11.82 %	11.82 %	8 / 9	22.22 %	35 / 67	49.25 %	0	5
Improvement trend				0.00 %	0.00 %		0.00 %		0.00 %		

AX #3: class: Y, car: 2001 Honda s2000 yellow (mph: 45.076, top class mph: 50.403, FTD mph: 50.405)

10.92 Franco Maras



AX	DFTD	CFTD	FTD	to CFTD	to FTD	CI Place	CI Rank	Place	Rank	DNFs	Cones
1	58.789	57.731	51.897	1.83 %	13.28 %	2 / 3	66.67 %	22 / 63	66.67 %	0	4
2	58.843	58.843	53.319	0.00 %	10.36 %	1 / 3	100.00 %	16 / 65	76.92 %	1	1
3	63.925	58.550	56.136	9.18 %	13.88 %	4 / 5	40.00 %	43 / 67	37.31 %	1	2
4	65.454	61.546	59.270	6.35 %	10.43 %	4 / 5	40.00 %	27 / 60	56.67 %	0	2
5	51.841	48.381	48.381	7.15 %	7.15 %	4 / 4	25.00 %	17 / 47	65.96 %	0	0
6	52.265	52.265	47.972	0.00 %	8.95 %	1 / 3	100.00 %	24 / 66	65.15 %	0	5
7	45.274	43.863	42.063	3.22 %	7.63 %	4 / 4	25.00 %	25 / 69	65.22 %	1	2
Improvement trend				-0.08 %	0.95 %		-5.00 %		0.03 %		

AX #1: class: F, car: 1999 BMW M3 Dakar Yellow (mph: 47.701, top class mph: 48.576, FTD mph: 54.036)

AX #2: class: F, car: 1999 BMW M3 Dakar Yellow (mph: 42.061, top class mph: 42.061, FTD mph: 46.419)

AX #3: class: G, car: 2018 BMW M2 Mineral Grey (mph: 44.264, top class mph: 48.327, FTD mph: 50.405)

AX #4: class: H, car: 2018 BMW M2 Mineral Grey (mph: 44.927, top class mph: 47.780, FTD mph: 49.615)

AX #5: class: H, car: 2018 BMW M2 Mineral Grey (mph: 42.771, top class mph: 45.829, FTD mph: 45.829)

AX #6: class: F, car: 1999 BMW M3 Dakar Yellow (mph: 44.302, top class mph: 44.302, FTD mph: 48.267)

AX #7: class: H, car: 2018 BMW M2 Mineral Grey (mph: 43.342, top class mph: 44.736, FTD mph: 46.651)

10.93 Ricardo L. Negron Marrero

AX	DFTD	CFTD	FTD	to CFTD	to FTD	CI Place	CI Rank	Place	Rank	DNFs	Cones
2	57.565	57.190	53.319	0.66 %	7.96 %	2 / 5	80.00 %	11 / 65	84.62 %	1	6
3	61.726	58.550	56.136	5.42 %	9.96 %	3 / 5	60.00 %	27 / 67	61.19 %	0	3
4	64.757	63.446	59.270	2.07 %	9.26 %	3 / 4	50.00 %	21 / 60	66.67 %	3	9
5	49.990	49.787	48.381	0.41 %	3.33 %	3 / 4	50.00 %	10 / 47	80.85 %	0	1
6	53.023	50.213	47.972	5.60 %	10.53 %	4 / 5	40.00 %	30 / 66	56.06 %	3	5
7	44.988	44.988	42.063	0.00 %	6.95 %	1 / 6	100.00 %	19 / 69	73.91 %	2	1
Improvement trend				0.13 %	0.26 %		1.14 %		-1.56 %		

AX #2: class: G, car: 2009 BMW 335i Alpine White (mph: 42.995, top class mph: 43.277, FTD mph: 46.419)

AX #3: class: G, car: 2009 BMW 335i Alpine White (mph: 45.840, top class mph: 48.327, FTD mph: 50.405)

AX #4: class: G, car: 2009 BMW 335i Alpine White (mph: 45.411, top class mph: 46.349, FTD mph: 49.615)

AX #5: class: G, car: 2009 BMW 335i Alpine White (mph: 44.354, top class mph: 44.535, FTD mph: 45.829)

AX #6: class: G, car: 2009 BMW 335i Alpine White (mph: 43.669, top class mph: 46.113, FTD mph: 48.267)

AX #7: class: G, car: 2009 BMW 335i Alpine White (mph: 43.618, top class mph: 43.618, FTD mph: 46.651)

10.94 Emir Martinez

AX	DFTD	CFTD	FTD	to CFTD	to FTD	CI Place	CI Rank	Place	Rank	DNFs	Cones
4	72.820	67.200	59.270	8.36 %	22.86 %	7 / 13	53.85 %	51 / 60	16.67 %	4	0
Improvement trend				0.00 %	0.00 %		0.00 %		0.00 %		

AX #4: class: NOVICE, car: BMW 135i White (mph: 40.383, top class mph: 43.760, FTD mph: 49.615)

10.95 Orion Martinez

AX	DFTD	CFTD	FTD	to CFTD	to FTD	CI Place	CI Rank	Place	Rank	DNFs	Cones
2	57.481	57.233	53.319	0.43 %	7.81 %	2 / 10	90.00 %	10 / 65	86.15 %	0	10
3	58.008	56.138	56.136	3.33 %	3.33 %	2 / 9	88.89 %	6 / 67	92.54 %	0	8
7	44.561	43.825	42.063	1.68 %	5.94 %	3 / 14	85.71 %	14 / 69	81.16 %	0	9
Improvement trend				-0.62 %	0.93 %		-2.14 %		-2.50 %		

AX #2: class: Y, car: 2022 Subaru BRZ Silver (mph: 43.058, top class mph: 43.244, FTD mph: 46.419)

AX #3: class: Y, car: 2022 Subaru BRZ Silver (mph: 48.779, top class mph: 50.403, FTD mph: 50.405)

AX #7: class: Y, car: 2017 Subaru WRX STI Lightning Red (mph: 44.036, top class mph: 44.775, FTD mph: 46.651)

10.96 Donna Marx

AX	DFTD	CFTD	FTD	to CFTD	to FTD	CI Place	CI Rank	Place	Rank	DNFs	Cones
3	62.300	56.136	56.136	10.98 %	10.98 %	11 / 15	33.33 %	31 / 67	55.22 %	0	7
7	44.449	42.063	42.063	5.67 %	5.67 %	6 / 15	66.67 %	11 / 69	85.51 %	1	0
Improvement trend				5.31 %	5.31 %		33.33 %		30.28 %		

AX #3: class: Z, car: 2006 Chevrolet Z06 Yellow (mph: 45.418, top class mph: 50.405, FTD mph: 50.405)

AX #7: class: Z, car: 2006 Chevrolet Z06 Yellow (mph: 44.147, top class mph: 46.651, FTD mph: 46.651)

10.97 Keath Marx

AX	DFTD	CFTD	FTD	to CFTD	to FTD	CI Place	CI Rank	Place	Rank	DNFs	Cones
3	60.280	56.136	56.136	7.38 %	7.38 %	9 / 15	46.67 %	21 / 67	70.15 %	0	1
7	43.776	42.063	42.063	4.07 %	4.07 %	4 / 15	80.00 %	5 / 69	94.20 %	0	1
Improvement trend				3.31 %	3.31 %		33.33 %		24.05 %		

AX #3: class: Z, car: 2006 Chevrolet Z06 Yellow (mph: 46.940, top class mph: 50.405, FTD mph: 50.405)

AX #7: class: Z, car: 2006 Chevrolet Z06 Yellow (mph: 44.825, top class mph: 46.651, FTD mph: 46.651)

10.98 Tim Mason

AX	DFTD	CFTD	FTD	to CFTD	to FTD	CI Place	CI Rank	Place	Rank	DNFs	Cones
1	56.102	51.897	51.897	8.10 %	8.10 %	2 / 13	92.31 %	6 / 63	92.06 %	1	6
2	57.788	53.319	53.319	8.38 %	8.38 %	4 / 10	70.00 %	12 / 65	83.08 %	0	0
4	62.473	59.270	59.270	5.40 %	5.40 %	3 / 12	83.33 %	8 / 60	88.33 %	0	2
Improvement trend				1.35 %	1.35 %		-4.49 %		-1.87 %		

AX #1: class: Z, car: 2019 Ford Shelby GT350 Dumpster Orange (mph: 49.986, top class mph: 54.036, FTD mph: 54.036)

AX #2: class: Z, car: 2019 Ford Shelby GT350 Dumpster Orange (mph: 42.829, top class mph: 46.419, FTD mph: 46.419)

AX #4: class: Z, car: 2019 Ford Shelby GT350 Dumpster Orange (mph: 47.071, top class mph: 49.615, FTD mph: 49.615)

10.99 Ramiro Mateo

AX	DFTD	CFTD	FTD	to CFTD	to FTD	CI Place	CI Rank	Place	Rank	DNFs	Cones
4	65.398	63.446	59.270	3.08 %	10.34 %	4 / 4	25.00 %	25 / 60	60.00 %	1	11
6	53.360	50.213	47.972	6.27 %	11.23 %	5 / 5	20.00 %	37 / 66	45.45 %	1	4
7	45.378	44.988	42.063	0.87 %	7.88 %	5 / 6	33.33 %	28 / 69	60.87 %	2	4
Improvement trend				1.10 %	1.23 %		4.17 %		0.43 %		

AX #4: class: G, car: 2009 BMW 331i Alpine White (mph: 44.966, top class mph: 46.349, FTD mph: 49.615)

AX #6: class: G, car: 2009 BMW 331i Alpine White (mph: 43.393, top class mph: 46.113, FTD mph: 48.267)

AX #7: class: G, car: 2009 BMW 331i Alpine White (mph: 43.243, top class mph: 43.618, FTD mph: 46.651)

10.100 William Mayo

AX	DFTD	CFTD	FTD	to CFTD	to FTD	CI Place	CI Rank	Place	Rank	DNFs	Cones
7	47.344	43.825	42.063	8.03 %	12.55 %	13 / 14	14.29 %	48 / 69	31.88 %	1	0
Improvement trend				0.00 %	0.00 %		0.00 %		0.00 %		

AX #7: class: Y, car: 2014 Porsche boxster blue (mph: 41.447, top class mph: 44.775, FTD mph: 46.651)

10.101 Brad McCann

AX	DFTD	CFTD	FTD	to CFTD	to FTD	CI Place	CI Rank	Place	Rank	DNFs	Cones
2	61.408	57.233	53.319	7.29 %	15.17 %	8 / 10	30.00 %	34 / 65	49.23 %	0	1
Improvement trend				0.00 %	0.00 %		0.00 %		0.00 %		

AX #2: class: Y, car: 2012 Volvo C30 Red (mph: 40.304, top class mph: 43.244, FTD mph: 46.419)

10.102 William McLennan

AX	DFTD	CFTD	FTD	to CFTD	to FTD	CI Place	CI Rank	Place	Rank	DNFs	Cones
4	80.741	67.200	59.270	20.15 %	36.23 %	12 / 13	15.38 %	59 / 60	3.33 %	1	6
6	70.307	53.246	47.972	32.04 %	46.56 %	20 / 20	5.00 %	66 / 66	1.52 %	3	0
7	58.124	42.063	42.063	38.18 %	38.18 %	15 / 15	6.67 %	69 / 69	1.45 %	2	2
Improvement trend				-9.02 %	-0.98 %		-4.36 %		-0.94 %		

AX #4: class: NOVICE, car: GMC pick up black (mph: 36.421, top class mph: 43.760, FTD mph: 49.615)

AX #6: class: NOVICE, car: GMC pick up black (mph: 32.933, top class mph: 43.486, FTD mph: 48.267)

AX #7: class: Z, car: 1951 GMC Pickup Black (mph: 33.760, top class mph: 46.651, FTD mph: 46.651)

10.103 Danny Mehl

AX	DFTD	CFTD	FTD	to CFTD	to FTD	CI Place	CI Rank	Place	Rank	DNFs	Cones
2	64.028	57.233	53.319	11.87 %	20.08 %	9 / 10	20.00 %	45 / 65	32.31 %	1	0
Improvement trend				0.00 %	0.00 %		0.00 %		0.00 %		

AX #2: class: Y, car: Volkswagen GTI black (mph: 38.655, top class mph: 43.244, FTD mph: 46.419)

10.104 Tommy Mhire

AX	DFTD	CFTD	FTD	to CFTD	to FTD	CI Place	CI Rank	Place	Rank	DNFs	Cones
6	51.352	50.409	47.972	1.87 %	7.05 %	3 / 8	75.00 %	18 / 66	74.24 %	0	2
7	45.928	43.825	42.063	4.80 %	9.19 %	8 / 14	50.00 %	31 / 69	56.52 %	1	2
Improvement trend				-2.93 %	-2.14 %		-25.00 %		-17.72 %		

AX #6: class: Y, car: 2004 Mazdaspeed Miata gray (mph: 45.090, top class mph: 45.933, FTD mph: 48.267)

AX #7: class: Y, car: ??? (mph: 42.725, top class mph: 44.775, FTD mph: 46.651)

10.105 David Mikels

AX	DFTD	CFTD	FTD	to CFTD	to FTD	CI Place	CI Rank	Place	Rank	DNFs	Cones
2	61.757	57.190	53.319	7.99 %	15.83 %	5 / 5	20.00 %	36 / 65	46.15 %	0	3
Improvement trend				0.00 %	0.00 %		0.00 %		0.00 %		

AX #2: class: G, car: 2016 BMW M2 Alpine White (mph: 40.076, top class mph: 43.277, FTD mph: 46.419)

10.106 Erin Minton

AX	DFTD	CFTD	FTD	to CFTD	to FTD	CI Place	CI Rank	Place	Rank	DNFs	Cones
1	65.578	60.310	51.897	8.73 %	26.36 %	7 / 13	53.85 %	52 / 63	19.05 %	1	0
Improvement trend				0.00 %	0.00 %		0.00 %		0.00 %		

AX #1: class: NOVICE, car: 2002 Acura RSX Silver (mph: 42.763, top class mph: 46.498, FTD mph: 54.036)

10.107 Sergiy Miroshnychenko

AX	DFTD	CFTD	FTD	to CFTD	to FTD	CI Place	CI Rank	Place	Rank	DNFs	Cones
4	72.371	67.200	59.270	7.69 %	22.10 %	6 / 13	61.54 %	50 / 60	18.33 %	2	0
5	58.644	53.693	48.381	9.22 %	21.21 %	6 / 11	54.55 %	40 / 47	17.02 %	0	0
Improvement trend				-1.53 %	0.89 %		-6.99 %		-1.31 %		

AX #4: class: NOVICE, car: 2022 Tesla Model 3 Performance White (mph: 40.633, top class mph: 43.760, FTD mph: 49.615)

AX #5: class: NOVICE, car: 2006 Mini Pooper S Red (mph: 37.809, top class mph: 41.295, FTD mph: 45.829)

10.108 Vitalii Miroshnychenko

AX	DFTD	CFTD	FTD	to CFTD	to FTD	CI Place	CI Rank	Place	Rank	DNFs	Cones
1	59.444	51.897	51.897	14.54 %	14.54 %	7 / 13	53.85 %	25 / 63	61.90 %	0	1
2	60.912	53.319	53.319	14.24 %	14.24 %	7 / 10	40.00 %	29 / 65	56.92 %	0	0
3	61.960	56.136	56.136	10.37 %	10.37 %	10 / 15	40.00 %	29 / 67	58.21 %	0	5
4	65.472	59.270	59.270	10.46 %	10.46 %	7 / 12	50.00 %	28 / 60	55.00 %	0	1
5	51.623	48.731	48.381	5.93 %	6.70 %	6 / 13	61.54 %	16 / 47	68.09 %	0	2
6	53.207	53.207	47.972	0.00 %	10.91 %	1 / 2	100.00 %	34 / 66	50.00 %	1	1
7	46.472	46.472	42.063	0.00 %	10.48 %	1 / 1	100.00 %	37 / 69	47.83 %	0	0
Improvement trend				2.73 %	0.80 %		10.00 %		-1.65 %		

AX #1: class: Z, car: 2022 Tesla Model 3 Performance White (mph: 47.176, top class mph: 54.036, FTD mph: 54.036)

AX #2: class: Z, car: 2022 Tesla Model 3 Performance White (mph: 40.632, top class mph: 46.419, FTD mph: 46.419)

AX #3: class: Z, car: 2022 Tesla Model 3 Performance White (mph: 45.667, top class mph: 50.405, FTD mph: 50.405)

AX #4: class: Z, car: 2022 Tesla Model 3 Performance White (mph: 44.915, top class mph: 49.615, FTD mph: 49.615)

AX #5: class: Z, car: 2022 Tesla Model 3 Performance White (mph: 42.951, top class mph: 45.500, FTD mph: 45.829)

AX #6: class: E, car: 2006 Mini Pooper S Red (mph: 43.518, top class mph: 43.518, FTD mph: 48.267)

AX #7: class: E, car: 2006 Mini Pooper S Red (mph: 42.225, top class mph: 42.225, FTD mph: 46.651)

10.109 Naveed Mozaffar

AX	DFTD	CFTD	FTD	to CFTD	to FTD	CI Place	CI Rank	Place	Rank	DNFs	Cones
4	80.615	67.200	59.270	19.96 %	36.01 %	11 / 13	23.08 %	58 / 60	5.00 %	1	0
Improvement trend				0.00 %	0.00 %		0.00 %		0.00 %		

AX #4: class: NOVICE, car: 2004 BMW 330i Red (mph: 36.478, top class mph: 43.760, FTD mph: 49.615)

10.110 Eric Nelson



AX	DFTD	CFTD	FTD	to CFTD	to FTD	CI Place	CI Rank	Place	Rank	DNFs	Cones
3	64.852	58.550	56.136	10.76 %	15.53 %	5 / 5	20.00 %	47 / 67	31.34 %	1	1
4	65.966	61.546	59.270	7.18 %	11.30 %	5 / 5	20.00 %	31 / 60	50.00 %	2	2
5	53.465	48.731	48.381	9.71 %	10.51 %	10 / 13	30.77 %	25 / 47	48.94 %	0	0
6	52.722	47.972	47.972	9.90 %	9.90 %	4 / 4	25.00 %	27 / 66	60.61 %	0	4
Improvement trend				0.01 %	1.77 %		2.58 %		8.67 %		

AX #3: class: G, car: 2017 BMW M2 Mineral Grey (mph: 43.631, top class mph: 48.327, FTD mph: 50.405)

AX #4: class: H, car: 2017 BMW M2 Mineral Grey (mph: 44.579, top class mph: 47.780, FTD mph: 49.615)

AX #5: class: Z, car: 2019 Tesla M3 Mineral Grey (mph: 41.471, top class mph: 45.500, FTD mph: 45.829)

AX #6: class: H, car: 2017 BMW M2 Mineral Grey (mph: 43.918, top class mph: 48.267, FTD mph: 48.267)

10.111 Casey Neubauer

AX	DFTD	CFTD	FTD	to CFTD	to FTD	CI Place	CI Rank	Place	Rank	DNFs	Cones
3	65.360	64.100	56.136	1.97 %	16.43 %	4 / 16	81.25 %	51 / 67	25.37 %	1	6
4	67.200	67.200	59.270	0.00 %	13.38 %	1 / 13	100.00 %	36 / 60	41.67 %	1	4
5	53.719	53.693	48.381	0.05 %	11.03 %	2 / 11	90.91 %	29 / 47	40.43 %	1	1
6	53.246	53.246	47.972	0.00 %	10.99 %	1 / 20	100.00 %	35 / 66	48.48 %	1	2
7	44.958	44.958	42.063	0.00 %	6.88 %	1 / 14	100.00 %	18 / 69	75.36 %	2	6
Improvement trend				0.39 %	2.15 %		3.75 %		10.68 %		

AX #3: class: NOVICE, car: Chevrolet Corvette SEBRING ORANGE (mph: 43.292, top class mph: 44.143, FTD mph: 50.405)

AX #4: class: NOVICE, car: Chevrolet Corvette SEBRING ORANGE (mph: 43.760, top class mph: 43.760, FTD mph: 49.615)

AX #5: class: NOVICE, car: Chevrolet Corvette SEBRING ORANGE (mph: 41.275, top class mph: 41.295, FTD mph: 45.829)

AX #6: class: NOVICE, car: 2019 Chevrolet Corvette SEBRING ORANGE (mph: 43.486, top class mph: 43.486, FTD mph: 48.267)

AX #7: class: NOVICE, car: 2019 Chevrolet Corvette SEBRING ORANGE (mph: 43.647, top class mph: 43.647, FTD mph: 46.651)

10.112 Kenneth Neubauer

AX	DFTD	CFTD	FTD	to CFTD	to FTD	CI Place	CI Rank	Place	Rank	DNFs	Cones
3	65.003	56.136	56.136	15.80 %	15.80 %	15 / 15	6.67 %	48 / 67	29.85 %	1	4
4	67.993	67.200	59.270	1.18 %	14.72 %	3 / 13	84.62 %	41 / 60	33.33 %	1	0
5	54.006	53.693	48.381	0.58 %	11.63 %	3 / 11	81.82 %	30 / 47	38.30 %	0	0
6	54.987	53.246	47.972	3.27 %	14.62 %	3 / 20	90.00 %	46 / 66	31.82 %	0	2
7	48.124	44.958	42.063	7.04 %	14.41 %	6 / 14	64.29 %	53 / 69	24.64 %	3	0
Improvement trend				1.54 %	0.29 %		12.06 %		-1.19 %		

AX #3: class: Z, car: 1994 Chevrolet S10 Red (mph: 43.529, top class mph: 50.405, FTD mph: 50.405)

AX #4: class: NOVICE, car: 1994 Chevrolet S10 Red (mph: 43.250, top class mph: 43.760, FTD mph: 49.615)

AX #5: class: NOVICE, car: 1994 Chevrolet S10 Red (mph: 41.056, top class mph: 41.295, FTD mph: 45.829)

AX #6: class: NOVICE, car: 1994 Chevrolet S10 Red (mph: 42.109, top class mph: 43.486, FTD mph: 48.267)

AX #7: class: NOVICE, car: 1994 Chevrolet S10 Red (mph: 40.775, top class mph: 43.647, FTD mph: 46.651)

10.113 John Nguyen

AX	DFTD	CFTD	FTD	to CFTD	to FTD	CI Place	CI Rank	Place	Rank	DNFs	Cones
6	56.921	53.246	47.972	6.90 %	18.65 %	9 / 20	60.00 %	54 / 66	19.70 %	3	2
Improvement trend				0.00 %	0.00 %		0.00 %		0.00 %		

AX #6: class: NOVICE, car: 2001 BMW Z3 Green (mph: 40.678, top class mph: 43.486, FTD mph: 48.267)

10.114 Duston Nixon

AX	DFTD	CFTD	FTD	to CFTD	to FTD	CI Place	CI Rank	Place	Rank	DNFs	Cones
1	57.105	55.421	51.897	3.04 %	10.04 %	2 / 11	90.91 %	9 / 63	87.30 %	2	2
5	52.656	48.731	48.381	8.05 %	8.84 %	8 / 13	46.15 %	22 / 47	55.32 %	0	1
7	44.682	43.825	42.063	1.96 %	6.23 %	4 / 14	78.57 %	15 / 69	79.71 %	0	0
Improvement trend				0.54 %	1.90 %		-6.17 %		-3.80 %		

AX #1: class: Y, car: 2008 Nissan 350Z White (mph: 49.108, top class mph: 50.600, FTD mph: 54.036)

AX #5: class: Z, car: 1963 Chevrolet C10 Silver (mph: 42.109, top class mph: 45.500, FTD mph: 45.829)

AX #7: class: Y, car: 2008 Nissan 350Z White (mph: 43.916, top class mph: 44.775, FTD mph: 46.651)

10.115 Paul Nixon

AX	DFTD	CFTD	FTD	to CFTD	to FTD	CI Place	CI Rank	Place	Rank	DNFs	Cones
5	55.129	48.731	48.381	13.13 %	13.95 %	12 / 13	15.38 %	34 / 47	29.79 %	0	0
7	46.079	43.825	42.063	5.14 %	9.55 %	9 / 14	42.86 %	33 / 69	53.62 %	1	0
Improvement trend				7.99 %	4.40 %		27.47 %		23.84 %		

AX #5: class: Z, car: 1963 Chevrolet C10 Driftwood (mph: 40.220, top class mph: 45.500, FTD mph: 45.829)

AX #7: class: Y, car: 2008 Nissan 350Z (mph: 42.585, top class mph: 44.775, FTD mph: 46.651)

10.116 Aldo Ocampo

AX	DFTD	CFTD	FTD	to CFTD	to FTD	CI Place	CI Rank	Place	Rank	DNFs	Cones
1	70.264	60.310	51.897	16.50 %	35.39 %	13 / 13	7.69 %	62 / 63	3.17 %	0	1
Improvement trend				0.00 %	0.00 %		0.00 %		0.00 %		

AX #1: class: NOVICE, car: 2002 Acura RSX Silver (mph: 39.911, top class mph: 46.498, FTD mph: 54.036)

10.117 Harrison Ormes

AX	DFTD	CFTD	FTD	to CFTD	to FTD	CI Place	CI Rank	Place	Rank	DNFs	Cones
2	68.361	61.253	53.319	11.60 %	28.21 %	18 / 21	19.05 %	61 / 65	7.69 %	0	3
Improvement trend				0.00 %	0.00 %		0.00 %		0.00 %		

AX #2: class: NOVICE, car: 2020 Mazda Mx-5 Gray (mph: 36.205, top class mph: 40.406, FTD mph: 46.419)

10.118 Matthew Partain

AX	DFTD	CFTD	FTD	to CFTD	to FTD	CI Place	CI Rank	Place	Rank	DNFs	Cones
3	59.459	56.136	56.136	5.92 %	5.92 %	5 / 15	73.33 %	15 / 67	79.10 %	0	7
4	62.949	59.270	59.270	6.21 %	6.21 %	4 / 12	75.00 %	9 / 60	86.67 %	4	6
Improvement trend				-0.29 %	-0.29 %		1.67 %		7.56 %		

AX #3: class: Z, car: 2002 Chevrolet Corvette Z06 Electron Blue (mph: 47.588, top class mph: 50.405, FTD mph: 50.405)

AX #4: class: Z, car: 2002 Chevrolet Corvette Z06 Electron Blue (mph: 46.715, top class mph: 49.615, FTD mph: 49.615)

10.119 Michael Passaniti

AX	DFTD	CFTD	FTD	to CFTD	to FTD	CI Place	CI Rank	Place	Rank	DNFs	Cones
6	57.791	50.409	47.972	14.64 %	20.47 %	8 / 8	12.50 %	57 / 66	15.15 %	0	3
Improvement trend				0.00 %	0.00 %		0.00 %		0.00 %		

AX #6: class: Y, car: 2012 Volkswagen GTi Shadow Blue (mph: 40.066, top class mph: 45.933, FTD mph: 48.267)

10.120 Darryl Paul

AX	DFTD	CFTD	FTD	to CFTD	to FTD	CI Place	CI Rank	Place	Rank	DNFs	Cones
1	59.644	57.060	51.897	4.53 %	14.93 %	5 / 12	66.67 %	29 / 63	55.56 %	2	7
3	59.912	58.117	56.136	3.09 %	6.73 %	4 / 12	75.00 %	16 / 67	77.61 %	0	5
4	65.235	61.050	59.270	6.86 %	10.06 %	6 / 9	44.44 %	23 / 60	63.33 %	2	10
5	52.843	49.249	48.381	7.30 %	9.22 %	6 / 8	37.50 %	24 / 47	51.06 %	1	5
6	51.220	49.937	47.972	2.57 %	6.77 %	3 / 12	83.33 %	16 / 66	77.27 %	0	6
7	46.608	43.131	42.063	8.06 %	10.81 %	6 / 11	54.55 %	38 / 69	46.38 %	0	5
Improvement trend				-0.47 %	0.61 %		-1.22 %		-1.69 %		

AX #1: class: X, car: 1996 Mazda Miata Blue (mph: 47.018, top class mph: 49.147, FTD mph: 54.036)

AX #3: class: X, car: 1996 Mazda Miata Blue (mph: 47.228, top class mph: 48.687, FTD mph: 50.405)

AX #4: class: X, car: 1996 Mazda Miata Blue (mph: 45.078, top class mph: 48.168, FTD mph: 49.615)

AX #5: class: X, car: 1996 Mazda Miata Blue (mph: 41.960, top class mph: 45.022, FTD mph: 45.829)

AX #6: class: X, car: 1996 Mazda Miata Blue (mph: 45.206, top class mph: 46.368, FTD mph: 48.267)

AX #7: class: X, car: 1996 Mazda Miata Blue (mph: 42.102, top class mph: 45.496, FTD mph: 46.651)

10.121 Isac Perkins

AX	DFTD	CFTD	FTD	to CFTD	to FTD	CI Place	CI Rank	Place	Rank	DNFs	Cones
2	67.052	61.253	53.319	9.47 %	25.76 %	14 / 21	38.10 %	56 / 65	15.38 %	2	0
Improvement trend				0.00 %	0.00 %		0.00 %		0.00 %		

AX #2: class: NOVICE, car: 2000 Honda Civic Green (mph: 36.912, top class mph: 40.406, FTD mph: 46.419)

10.122 Royce Philip

AX	DFTD	CFTD	FTD	to CFTD	to FTD	CI Place	CI Rank	Place	Rank	DNFs	Cones
1	63.200	60.310	51.897	4.79 %	21.78 %	6 / 13	61.54 %	49 / 63	23.81 %	0	0
2	63.752	61.253	53.319	4.08 %	19.57 %	7 / 21	71.43 %	43 / 65	35.38 %	0	1
Improvement trend				0.71 %	2.21 %		9.89 %		11.58 %		

AX #1: class: NOVICE, car: 2014 Chevrolet Camaro SS 1LE Black (mph: 44.372, top class mph: 46.498, FTD mph: 54.036)

AX #2: class: NOVICE, car: 2014 Chevrolet Camaro SS 1LE Black (mph: 38.822, top class mph: 40.406, FTD mph: 46.419)

10.123 Chris Phillips

AX	DFTD	CFTD	FTD	to CFTD	to FTD	CI Place	CI Rank	Place	Rank	DNFs	Cones
2	63.711	61.253	53.319	4.01 %	19.49 %	6 / 21	76.19 %	42 / 65	36.92 %	0	1
Improvement trend				0.00 %	0.00 %		0.00 %		0.00 %		

AX #2: class: NOVICE, car: Chevrolet Camaro ss 1le Shock (mph: 38.847, top class mph: 40.406, FTD mph: 46.419)

10.124 Philip Pickard

AX	DFTD	CFTD	FTD	to CFTD	to FTD	CI Place	CI Rank	Place	Rank	DNFs	Cones
3	61.066	56.138	56.136	8.78 %	8.78 %	6 / 9	44.44 %	24 / 67	65.67 %	1	0
Improvement trend				0.00 %	0.00 %		0.00 %		0.00 %		

AX #3: class: Y, car: 2023 UTA E17 White/Blue (mph: 46.336, top class mph: 50.403, FTD mph: 50.405)

10.125 Petteri Pirhonen

AX	DFTD	CFTD	FTD	to CFTD	to FTD	CI Place	CI Rank	Place	Rank	DNFs	Cones
4	64.476	60.034	59.270	7.40 %	8.78 %	7 / 11	45.45 %	18 / 60	71.67 %	2	3
Improvement trend				0.00 %	0.00 %		0.00 %		0.00 %		

AX #4: class: Y, car: 2011 Audi TTS Black (mph: 45.609, top class mph: 48.984, FTD mph: 49.615)

10.126 Blake Pomykal



AX	DFTD	CFTD	FTD	to CFTD	to FTD	CI Place	CI Rank	Place	Rank	DNFs	Cones
1	54.743	54.743	51.897	0.00 %	5.48 %	1 / 5	100.00 %	2 / 63	98.41 %	1	1
3	56.406	56.406	56.136	0.00 %	0.48 %	1 / 4	100.00 %	4 / 67	95.52 %	0	4
4	61.546	61.546	59.270	0.00 %	3.84 %	1 / 5	100.00 %	6 / 60	91.67 %	2	2
5	48.381	48.381	48.381	0.00 %	0.00 %	1 / 4	100.00 %	1 / 47	100.00 %	0	0
6	47.972	47.972	47.972	0.00 %	0.00 %	1 / 4	100.00 %	1 / 66	100.00 %	1	1
7	43.863	43.863	42.063	0.00 %	4.28 %	1 / 4	100.00 %	7 / 69	91.30 %	1	3
Improvement trend				0.00 %	0.32 %		0.00 %		-0.39 %		

AX #1: class: H, car: 2010 BMW M3 White (mph: 51.227, top class mph: 51.227, FTD mph: 54.036)

AX #3: class: H, car: 2010 BMW M3 White (mph: 50.164, top class mph: 50.164, FTD mph: 50.405)


AX #4: class: H, car: BMW M3 white (mph: 47.780, top class mph: 47.780, FTD mph: 49.615)

AX #5: class: H, car: 2010 BMW M3 White (mph: 45.829, top class mph: 45.829, FTD mph: 45.829)

AX #6: class: H, car: BMW M3 White (mph: 48.267, top class mph: 48.267, FTD mph: 48.267)

AX #7: class: H, car: BMW M3 White (mph: 44.736, top class mph: 44.736, FTD mph: 46.651)

10.127 Pawel Potera



AX	DFTD	CFTD	FTD	to CFTD	to FTD	CI Place	CI Rank	Place	Rank	DNFs	Cones
1	57.418	54.743	51.897	4.89 %	10.64 %	4 / 5	40.00 %	12 / 63	82.54 %	0	4
2	58.846	56.474	53.319	4.20 %	10.37 %	2 / 4	75.00 %	17 / 65	75.38 %	0	7
4	63.127	61.546	59.270	2.57 %	6.51 %	2 / 5	80.00 %	10 / 60	85.00 %	1	3
5	50.232	48.381	48.381	3.83 %	3.83 %	3 / 4	50.00 %	11 / 47	78.72 %	0	1
6	50.808	47.972	47.972	5.91 %	5.91 %	2 / 4	75.00 %	13 / 66	81.82 %	0	14
7	45.224	43.863	42.063	3.10 %	7.51 %	3 / 4	50.00 %	23 / 69	68.12 %	0	0
Improvement trend				0.07 %	0.90 %		0.57 %		-1.69 %		

AX #1: class: H, car: 2016 BMW M3 Silver (mph: 48.840, top class mph: 51.227, FTD mph: 54.036)

AX #2: class: H, car: 2016 BMW M3 Silver (mph: 42.059, top class mph: 43.825, FTD mph: 46.419)

AX #4: class: H, car: 2016 BMW M3 Silver (mph: 46.584, top class mph: 47.780, FTD mph: 49.615)

AX #5: class: H, car: 2016 BMW M3 Silver (mph: 44.141, top class mph: 45.829, FTD mph: 45.829)

AX #6: class: H, car: 2016 BMW M3 Silver (mph: 45.573, top class mph: 48.267, FTD mph: 48.267)

AX #7: class: H, car: 2016 BMW M3 Silver (mph: 43.390, top class mph: 44.736, FTD mph: 46.651)

10.128 Philip Pottinger

AX	DFTD	CFTD	FTD	to CFTD	to FTD	CI Place	CI Rank	Place	Rank	DNFs	Cones
2	66.252	61.253	53.319	8.16 %	24.26 %	13 / 21	42.86 %	54 / 65	18.46 %	0	0
Improvement trend				0.00 %	0.00 %		0.00 %		0.00 %		

AX #2: class: NOVICE, car: 2012 Lexus IS350 Grey (mph: 37.357, top class mph: 40.406, FTD mph: 46.419)

10.129 Thad Prugh

AX	DFTD	CFTD	FTD	to CFTD	to FTD	CI Place	CI Rank	Place	Rank	DNFs	Cones
1	68.929	68.929	51.897	0.00 %	32.82 %	1 / 1	100.00 %	60 / 63	6.35 %	2	0
2	64.339	64.339	53.319	0.00 %	20.67 %	1 / 1	100.00 %	46 / 65	30.77 %	2	3
3	65.150	65.150	56.136	0.00 %	16.06 %	1 / 2	100.00 %	50 / 67	26.87 %	0	0
4	67.780	67.780	59.270	0.00 %	14.36 %	1 / 1	100.00 %	40 / 60	35.00 %	0	3
5	54.988	54.988	48.381	0.00 %	13.66 %	1 / 1	100.00 %	33 / 47	31.91 %	0	0
6	54.692	53.207	47.972	2.79 %	14.01 %	2 / 2	50.00 %	43 / 66	36.36 %	0	3
Improvement trend				-0.40 %	3.34 %		-7.14 %		4.62 %		

AX #1: class: D, car: 2015 Mini JCW Green/Red (mph: 40.684, top class mph: 40.684, FTD mph: 54.036)

AX #2: class: D, car: 2015 Mini JCW Green/Red (mph: 38.468, top class mph: 38.468, FTD mph: 46.419)

AX #3: class: D, car: 2015 Mini JCW Green/Red (mph: 43.431, top class mph: 43.431, FTD mph: 50.405)

AX #4: class: D, car: 2015 Mini JCW Green/Red (mph: 43.386, top class mph: 43.386, FTD mph: 49.615)

AX #5: class: D, car: 2015 Mini JCW Green/Red (mph: 40.323, top class mph: 40.323, FTD mph: 45.829)

AX #6: class: E, car: 2015 Mini JCW Green/Red (mph: 42.336, top class mph: 43.518, FTD mph: 48.267)

10.130 Kevin Punnoose



AX	DFTD	CFTD	FTD	to CFTD	to FTD	CI Place	CI Rank	Place	Rank	DNFs	Cones
2	62.547	61.253	53.319	2.11 %	17.31 %	4 / 21	85.71 %	40 / 65	40.00 %	0	1
Improvement trend				0.00 %	0.00 %		0.00 %		0.00 %		

AX #2: class: NOVICE, car: 2007 Honda S2000 Red (mph: 39.570, top class mph: 40.406, FTD mph: 46.419)

10.131 Sree Purimetla

AX	DFTD	CFTD	FTD	to CFTD	to FTD	CI Place	CI Rank	Place	Rank	DNFs	Cones
6	55.742	53.246	47.972	4.69 %	16.20 %	5 / 20	80.00 %	49 / 66	27.27 %	1	2
Improvement trend				0.00 %	0.00 %		0.00 %		0.00 %		

AX #6: class: NOVICE, car: 2023 BMW M3 Silver (mph: 41.539, top class mph: 43.486, FTD mph: 48.267)

10.132 Ben Qureshi

AX	DFTD	CFTD	FTD	to CFTD	to FTD	CI Place	CI Rank	Place	Rank	DNFs	Cones
1	59.761	55.709	51.897	7.27 %	15.15 %	3 / 3	33.33 %	33 / 63	49.21 %	0	1
2	59.795	57.190	53.319	4.55 %	12.15 %	4 / 5	40.00 %	24 / 65	64.62 %	0	2

AX	DFTD	CFTD	FTD	to CFTD	to FTD	CI Place	CI Rank	Place	Rank	DNFs	Cones
5	52.354	49.787	48.381	5.16 %	8.21 %	4 / 4	25.00 %	20 / 47	59.57 %	0	0
6	52.044	50.213	47.972	3.65 %	8.49 %	3 / 5	60.00 %	23 / 66	66.67 %	0	0
7	45.341	44.988	42.063	0.78 %	7.79 %	4 / 6	50.00 %	27 / 69	62.32 %	1	1
Improvement trend				1.39 %	1.84 %		5.33 %		2.83 %		

AX #1: class: G, car: 2015 BMW M3 Black (mph: 46.926, top class mph: 50.339, FTD mph: 54.036)

AX #2: class: G, car: 2015 BMW M3 Black (mph: 41.391, top class mph: 43.277, FTD mph: 46.419)

AX #5: class: G, car: 2015 BMW M3 Black (mph: 42.352, top class mph: 44.535, FTD mph: 45.829)

AX #6: class: G, car: 2015 BMW M3 Black (mph: 44.490, top class mph: 46.113, FTD mph: 48.267)

AX #7: class: G, car: 2015 BMW M3 Black (mph: 43.278, top class mph: 43.618, FTD mph: 46.651)

10.133 Maitray Raval

AX	DFTD	CFTD	FTD	to CFTD	to FTD	CI Place	CI Rank	Place	Rank	DNFs	Cones
2	70.539	61.253	53.319	15.16 %	32.30 %	20 / 21	9.52 %	64 / 65	3.08 %	0	9
Improvement trend				0.00 %	0.00 %		0.00 %		0.00 %		

AX #2: class: NOVICE, car: 2013 Lexus Is250 Silver (mph: 35.087, top class mph: 40.406, FTD mph: 46.419)

10.134 Sue Anne Rische

AX	DFTD	CFTD	FTD	to CFTD	to FTD	CI Place	CI Rank	Place	Rank	DNFs	Cones
1	60.852	57.060	51.897	6.65 %	17.26 %	8 / 12	41.67 %	39 / 63	39.68 %	0	11
2	60.317	55.192	53.319	9.29 %	13.12 %	6 / 9	44.44 %	26 / 65	61.54 %	0	13
3	62.430	58.117	56.136	7.42 %	11.21 %	8 / 12	41.67 %	34 / 67	50.75 %	0	2
4	64.672	61.050	59.270	5.93 %	9.11 %	5 / 9	55.56 %	20 / 60	68.33 %	1	12
5	52.380	49.249	48.381	6.36 %	8.27 %	5 / 8	50.00 %	21 / 47	57.45 %	0	7
6	52.040	49.937	47.972	4.21 %	8.48 %	7 / 12	50.00 %	22 / 66	68.18 %	1	2
Improvement trend				0.64 %	1.73 %		2.06 %		4.22 %		

AX #1: class: X, car: 2000 Toyota MR2 Spyder Eyebleed Green (mph: 46.084, top class mph: 49.147, FTD mph: 54.036)

AX #2: class: X, car: 1989 Honda Civic Si Yes (mph: 41.033, top class mph: 44.843, FTD mph: 46.419)

AX #3: class: X, car: 1989 Honda Civic Si Yes (mph: 45.323, top class mph: 48.687, FTD mph: 50.405)

AX #4: class: X, car: 1989 Honda Civic Si Yes (mph: 45.471, top class mph: 48.168, FTD mph: 49.615)

AX #5: class: X, car: 1989 Honda Civic Si Yes (mph: 42.331, top class mph: 45.022, FTD mph: 45.829)

AX #6: class: X, car: 1989 Honda Civic Si Yes (mph: 44.494, top class mph: 46.368, FTD mph: 48.267)

10.135 Jeriel Robles

AX	DFTD	CFTD	FTD	to CFTD	to FTD	CI Place	CI Rank	Place	Rank	DNFs	Cones
3	71.182	58.117	56.136	22.48 %	26.80 %	12 / 12	8.33 %	58 / 67	14.93 %	0	0
6	57.967	53.246	47.972	8.87 %	20.84 %	12 / 20	45.00 %	58 / 66	13.64 %	1	1
Improvement trend				13.61 %	5.97 %		36.67 %		-1.29 %		

AX #3: class: X, car: 2020 Mazda Miata Gray (mph: 39.751, top class mph: 48.687, FTD mph: 50.405)

AX #6: class: NOVICE, car: 2020 Mazda Miata Gray (mph: 39.944, top class mph: 43.486, FTD mph: 48.267)

10.136 Jesus Robles

AX	DFTD	CFTD	FTD	to CFTD	to FTD	CI Place	CI Rank	Place	Rank	DNFs	Cones
3	60.874	58.117	56.136	4.74 %	8.44 %	5 / 12	66.67 %	23 / 67	67.16 %	2	4
Improvement trend				0.00 %	0.00 %		0.00 %		0.00 %		

AX #3: class: X, car: 2017 Mazda Miata white (mph: 46.482, top class mph: 48.687, FTD mph: 50.405)

10.137 Aaron Rodriguez

AX	DFTD	CFTD	FTD	to CFTD	to FTD	CI Place	CI Rank	Place	Rank	DNFs	Cones
1	59.837	57.060	51.897	4.87 %	15.30 %	7 / 12	50.00 %	34 / 63	47.62 %	2	1
2	61.921	55.192	53.319	12.19 %	16.13 %	7 / 9	33.33 %	39 / 65	41.54 %	0	7
3	62.342	58.117	56.136	7.27 %	11.06 %	7 / 12	50.00 %	33 / 67	52.24 %	3	4
4	66.883	61.050	59.270	9.55 %	12.84 %	7 / 9	33.33 %	34 / 60	45.00 %	2	5
7	47.605	43.131	42.063	10.37 %	13.18 %	7 / 11	45.45 %	50 / 69	28.99 %	3	4
Improvement trend				-0.84 %	0.75 %		-0.91 %		-3.38 %		

AX #1: class: X, car: 2019 Subaru BRZ Gray (mph: 46.866, top class mph: 49.147, FTD mph: 54.036)

AX #2: class: X, car: 2019 Subaru BRZ Gray (mph: 39.970, top class mph: 44.843, FTD mph: 46.419)

AX #3: class: X, car: 2019 Subaru BRZ Gray (mph: 45.387, top class mph: 48.687, FTD mph: 50.405)

AX #4: class: X, car: 2019 Subaru BRZ Gray (mph: 43.968, top class mph: 48.168, FTD mph: 49.615)

AX #7: class: X, car: 2019 Subaru BRZ Gray (mph: 41.220, top class mph: 45.496, FTD mph: 46.651)

10.138 Robert Rosema

AX	DFTD	CFTD	FTD	to CFTD	to FTD	CI Place	CI Rank	Place	Rank	DNFs	Cones
7	47.036	44.958	42.063	4.62 %	11.82 %	3 / 14	85.71 %	45 / 69	36.23 %	1	0
Improvement trend				0.00 %	0.00 %		0.00 %		0.00 %		

AX #7: class: NOVICE, car: 2020 Chevrolet Corvette Red (mph: 41.719, top class mph: 43.647, FTD mph: 46.651)

10.139 Michael Rose

AX	DFTD	CFTD	FTD	to CFTD	to FTD	CI Place	CI Rank	Place	Rank	DNFs	Cones
3	63.472	56.136	56.136	13.07 %	13.07 %	13 / 15	20.00 %	40 / 67	41.79 %	1	3
Improvement trend				0.00 %	0.00 %		0.00 %		0.00 %		

AX #3: class: Z, car: 2003 Chevrolet Corvette Silver (mph: 44.579, top class mph: 50.405, FTD mph: 50.405)

10.140 Daniel Rowland

AX	DFTD	CFTD	FTD	to CFTD	to FTD	CI Place	CI Rank	Place	Rank	DNFs	Cones
2	58.351	55.192	53.319	5.72 %	9.44 %	5 / 9	55.56 %	14 / 65	80.00 %	2	1
Improvement trend				0.00 %	0.00 %		0.00 %		0.00 %		

AX #2: class: X, car: 2013 Scion FRS BLUE (mph: 42.416, top class mph: 44.843, FTD mph: 46.419)

10.141 Ayush Sabherwal

AX	DFTD	CFTD	FTD	to CFTD	to FTD	CI Place	CI Rank	Place	Rank	DNFs	Cones
6	60.157	53.246	47.972	12.98 %	25.40 %	17 / 20	20.00 %	63 / 66	6.06 %	1	0
Improvement trend				0.00 %	0.00 %		0.00 %		0.00 %		

AX #6: class: NOVICE, car: 2023 BMW M4 Competition Black (mph: 38.490, top class mph: 43.486, FTD mph: 48.267)

10.142 Stuart Salomon

AX	DFTD	CFTD	FTD	to CFTD	to FTD	CI Place	CI Rank	Place	Rank	DNFs	Cones
5	52.770	48.731	48.381	8.29 %	9.07 %	9 / 13	38.46 %	23 / 47	53.19 %	1	2
Improvement trend				0.00 %	0.00 %		0.00 %		0.00 %		

AX #5: class: Z, car: 1995 Chevrolet Corvette Black (mph: 42.018, top class mph: 45.500, FTD mph: 45.829)

10.143 Justin Samuels

AX	DFTD	CFTD	FTD	to CFTD	to FTD	CI Place	CI Rank	Place	Rank	DNFs	Cones
5	55.176	48.731	48.381	13.23 %	14.04 %	13 / 13	7.69 %	35 / 47	27.66 %	0	0
Improvement trend				0.00 %	0.00 %		0.00 %		0.00 %		

AX #5: class: Z, car: 2012 Ford Mustang Boss 302 White (mph: 40.185, top class mph: 45.500, FTD mph: 45.829)

10.144 Juan Sanchez

AX	DFTD	CFTD	FTD	to CFTD	to FTD	CI Place	CI Rank	Place	Rank	DNFs	Cones
3	64.100	64.100	56.136	0.00 %	14.19 %	1 / 16	100.00 %	44 / 67	35.82 %	0	5
4	67.235	67.200	59.270	0.05 %	13.44 %	2 / 13	92.31 %	37 / 60	40.00 %	0	17
Improvement trend				-0.05 %	0.75 %		-7.69 %		4.18 %		

AX #3: class: NOVICE, car: 2020 Dodge Challenger scat pack WB Red (mph: 44.143, top class mph: 44.143, FTD mph: 50.405)

AX #4: class: NOVICE, car: 2020 Dodge Challenger scat pack WB Red (mph: 43.737, top class mph: 43.760, FTD mph: 49.615)

10.145 Tyler Sanford

AX	DFTD	CFTD	FTD	to CFTD	to FTD	CI Place	CI Rank	Place	Rank	DNFs	Cones
2	66.494	56.474	53.319	17.74 %	24.71 %	4 / 4	25.00 %	55 / 65	16.92 %	2	9
Improvement trend				0.00 %	0.00 %		0.00 %		0.00 %		

AX #2: class: H, car: 2017 BMW M3 Black (mph: 37.221, top class mph: 43.825, FTD mph: 46.419)

10.146 Madeleine Sarkessian

AX	DFTD	CFTD	FTD	to CFTD	to FTD	CI Place	CI Rank	Place	Rank	DNFs	Cones
2	70.457	61.253	53.319	15.03 %	32.14 %	19 / 21	14.29 %	63 / 65	4.62 %	1	0
Improvement trend				0.00 %	0.00 %		0.00 %		0.00 %		

AX #2: class: NOVICE, car: 2023 Chevrolet Camaro ZL1 1LE White (mph: 35.128, top class mph: 40.406, FTD mph: 46.419)

10.147 Larry Schaapveld

AX	DFTD	CFTD	FTD	to CFTD	to FTD	CI Place	CI Rank	Place	Rank	DNFs	Cones
1	66.370	51.897	51.897	27.89 %	27.89 %	13 / 13	7.69 %	55 / 63	14.29 %	1	0
4	70.564	59.270	59.270	19.06 %	19.06 %	11 / 12	16.67 %	48 / 60	21.67 %	3	0
Improvement trend				8.83 %	8.83 %		8.97 %		7.38 %		

AX #1: class: Z, car: 1996 Chevrolet corvette red (mph: 42.253, top class mph: 54.036, FTD mph: 54.036)

AX #4: class: Z, car: 1996 Chevrolet corvette red (mph: 41.674, top class mph: 49.615, FTD mph: 49.615)

10.148 Fox Schaffer

AX	DFTD	CFTD	FTD	to CFTD	to FTD	CI Place	CI Rank	Place	Rank	DNFs	Cones
4	65.360	59.270	59.270	10.28 %	10.28 %	5 / 12	66.67 %	24 / 60	61.67 %	0	3
6	50.630	48.598	47.972	4.18 %	5.54 %	5 / 7	42.86 %	10 / 66	86.36 %	0	3
Improvement trend				6.09 %	4.73 %		-23.81 %		24.70 %		

AX #4: class: Z, car: 2023 Chevrolet Camaro SS 1LE White (mph: 44.992, top class mph: 49.615, FTD mph: 49.615)

AX #6: class: Z, car: 2023 Chevrolet Camaro SS 1LE White (mph: 45.733, top class mph: 47.645, FTD mph: 48.267)

10.149 Greg Scherer

AX	DFTD	CFTD	FTD	to CFTD	to FTD	CI Place	CI Rank	Place	Rank	DNFs	Cones
1	58.396	51.897	51.897	12.52 %	12.52 %	4 / 13	76.92 %	18 / 63	73.02 %	2	0
4	65.401	59.270	59.270	10.34 %	10.34 %	6 / 12	58.33 %	26 / 60	58.33 %	0	2
7	44.545	42.063	42.063	5.90 %	5.90 %	7 / 15	60.00 %	13 / 69	82.61 %	1	3
Improvement trend				3.31 %	3.31 %		-8.46 %		4.80 %		

AX #1: class: Z, car: 1978 Pontiac Trans Am, Special edition (mph: 48.022, top class mph: 54.036, FTD mph: 54.036)

AX #4: class: Z, car: 1978 Pontiac Trans Am, Special edition (mph: 44.964, top class mph: 49.615, FTD mph: 49.615)

AX #7: class: Z, car: 1978 Pontiac Trans Am, Special edition (mph: 44.051, top class mph: 46.651, FTD mph: 46.651)

10.150 William Shanks

AX	DFTD	CFTD	FTD	to CFTD	to FTD	CI Place	CI Rank	Place	Rank	DNFs	Cones
6	53.803	49.937	47.972	7.74 %	12.16 %	11 / 12	16.67 %	39 / 66	42.42 %	3	4
Improvement trend				0.00 %	0.00 %		0.00 %		0.00 %		

AX #6: class: X, car: 1991 Mazda Miata Red (mph: 43.036, top class mph: 46.368, FTD mph: 48.267)

10.151 Michael Sherwood

AX	DFTD	CFTD	FTD	to CFTD	to FTD	CI Place	CI Rank	Place	Rank	DNFs	Cones
1	59.967	57.731	51.897	3.87 %	15.55 %	3 / 3	33.33 %	36 / 63	44.44 %	0	1
Improvement trend				0.00 %	0.00 %		0.00 %		0.00 %		

AX #1: class: F, car: 2009 BMW 128i Space Grey (mph: 46.764, top class mph: 48.576, FTD mph: 54.036)

10.152 Dave Sisk

AX	DFTD	CFTD	FTD	to CFTD	to FTD	CI Place	CI Rank	Place	Rank	DNFs	Cones
3	70.658	64.100	56.136	10.23 %	25.87 %	7 / 16	62.50 %	57 / 67	16.42 %	0	0
Improvement trend				0.00 %	0.00 %		0.00 %		0.00 %		

AX #3: class: NOVICE, car: 2023 Mazda MX-5 RF gold (mph: 40.046, top class mph: 44.143, FTD mph: 50.405)

10.153 Brandon Slater



AX	DFTD	CFTD	FTD	to CFTD	to FTD	CI Place	CI Rank	Place	Rank	DNFs	Cones
3	58.230	58.117	56.136	0.19 %	3.73 %	2 / 12	91.67 %	10 / 67	86.57 %	0	3
Improvement trend				0.00 %	0.00 %		0.00 %		0.00 %		

AX #3: class: X, car: 2015 Subaru BRZ White (mph: 48.593, top class mph: 48.687, FTD mph: 50.405)

10.154 Greg Smith

AX	DFTD	CFTD	FTD	to CFTD	to FTD	CI Place	CI Rank	Place	Rank	DNFs	Cones
6	52.875	52.875	47.972	0.00 %	10.22 %	1 / 1	100.00 %	28 / 66	59.09 %	0	1
Improvement trend				0.00 %	0.00 %		0.00 %		0.00 %		

AX #6: class: D, car: 2022 BMW X3M Yellow (mph: 43.791, top class mph: 43.791, FTD mph: 48.267)

10.155 Aaron Snyder

AX	DFTD	CFTD	FTD	to CFTD	to FTD	CI Place	CI Rank	Place	Rank	DNFs	Cones
1	58.500	54.743	51.897	6.86 %	12.72 %	5 / 5	20.00 %	19 / 63	71.43 %	0	9
Improvement trend				0.00 %	0.00 %		0.00 %		0.00 %		

AX #1: class: H, car: 2007 BMW Z4 M Coupe White (mph: 47.937, top class mph: 51.227, FTD mph: 54.036)

10.156 Enrique Thiele Solivan

AX	DFTD	CFTD	FTD	to CFTD	to FTD	CI Place	CI Rank	Place	Rank	DNFs	Cones
3	114.212	64.100	56.136	78.18 %	103.46 %	16 / 16	6.25 %	67 / 67	1.49 %	2	0
Improvement trend				0.00 %	0.00 %		0.00 %		0.00 %		

AX #3: class: NOVICE, car: 2020 Mazda Miata gray (mph: 24.774, top class mph: 44.143, FTD mph: 50.405)

10.157 Scott Steider

AX	DFTD	CFTD	FTD	to CFTD	to FTD	CI Place	CI Rank	Place	Rank	DNFs	Cones
6	50.704	48.598	47.972	4.33 %	5.69 %	6 / 7	28.57 %	11 / 66	84.85 %	1	1
Improvement trend				0.00 %	0.00 %		0.00 %		0.00 %		

AX #6: class: Z, car: 2017 Ford Mustang GT White (mph: 45.666, top class mph: 47.645, FTD mph: 48.267)

10.158 Timothy Stevens

AX	DFTD	CFTD	FTD	to CFTD	to FTD	CI Place	CI Rank	Place	Rank	DNFs	Cones
3	67.075	65.150	56.136	2.95 %	19.49 %	2 / 2	50.00 %	54 / 67	20.90 %	1	2
Improvement trend				0.00 %	0.00 %		0.00 %		0.00 %		

AX #3: class: D, car: 2008 BMW 128i Blue (mph: 42.185, top class mph: 43.431, FTD mph: 50.405)

10.159 Shaun Sullivan

AX	DFTD	CFTD	FTD	to CFTD	to FTD	CI Place	CI Rank	Place	Rank	DNFs	Cones
7	47.814	42.063	42.063	13.67 %	13.67 %	14 / 15	13.33 %	51 / 69	27.54 %	2	1
Improvement trend				0.00 %	0.00 %		0.00 %		0.00 %		

AX #7: class: Z, car: 1989 Ford Mustang LX Cabernet (mph: 41.040, top class mph: 46.651, FTD mph: 46.651)

10.160 Gerry Terranova

AX	DFTD	CFTD	FTD	to CFTD	to FTD	CI Place	CI Rank	Place	Rank	DNFs	Cones
1	59.600	51.897	51.897	14.84 %	14.84 %	8 / 13	46.15 %	28 / 63	57.14 %	3	8
3	57.439	56.136	56.136	2.32 %	2.32 %	3 / 15	86.67 %	5 / 67	94.03 %	0	10
4	61.103	60.034	59.270	1.78 %	3.09 %	2 / 11	90.91 %	5 / 60	93.33 %	2	2
Improvement trend				6.53 %	5.88 %		22.38 %		18.10 %		

AX #1: class: Z, car: 2010 Honda Accord Black (mph: 47.052, top class mph: 54.036, FTD mph: 54.036)

AX #3: class: Z, car: 2003 Mazda Miata Strato Blu Mica (mph: 49.262, top class mph: 50.405, FTD mph: 50.405)

AX #4: class: Y, car: 1981 Volkswagen Scirocco Silver (mph: 48.127, top class mph: 48.984, FTD mph: 49.615)

10.161 Richard Thackway

AX	DFTD	CFTD	FTD	to CFTD	to FTD	CI Place	CI Rank	Place	Rank	DNFs	Cones
7	47.347	44.988	42.063	5.24 %	12.56 %	6 / 6	16.67 %	49 / 69	30.43 %	1	0
Improvement trend				0.00 %	0.00 %		0.00 %		0.00 %		

AX #7: class: G, car: 2004 BMW M3 Grey (mph: 41.444, top class mph: 43.618, FTD mph: 46.651)

10.162 Enrique Thiele

AX	DFTD	CFTD	FTD	to CFTD	to FTD	CI Place	CI Rank	Place	Rank	DNFs	Cones
3	79.486	64.100	56.136	24.00 %	41.60 %	14 / 16	18.75 %	65 / 67	4.48 %	1	0
Improvement trend				0.00 %	0.00 %		0.00 %		0.00 %		

AX #3: class: NOVICE, car: 2022 Hyundai Elantra N White (mph: 35.598, top class mph: 44.143, FTD mph: 50.405)

10.163 Jesus Thiele

AX	DFTD	CFTD	FTD	to CFTD	to FTD	CI Place	CI Rank	Place	Rank	DNFs	Cones
3	61.209	58.117	56.136	5.32 %	9.04 %	6 / 12	58.33 %	26 / 67	62.69 %	0	0
Improvement trend				0.00 %	0.00 %		0.00 %		0.00 %		

AX #3: class: X, car: 2017 Mazda MX-5 White (mph: 46.228, top class mph: 48.687, FTD mph: 50.405)

10.164 Aaron Thomas

AX	DFTD	CFTD	FTD	to CFTD	to FTD	CI Place	CI Rank	Place	Rank	DNFs	Cones
2	67.799	61.253	53.319	10.69 %	27.16 %	17 / 21	23.81 %	60 / 65	9.23 %	0	4
Improvement trend				0.00 %	0.00 %		0.00 %		0.00 %		

AX #2: class: NOVICE, car: 2016 BMW 340i White (mph: 36.505, top class mph: 40.406, FTD mph: 46.419)

10.165 Dylan Tissue

AX	DFTD	CFTD	FTD	to CFTD	to FTD	CI Place	CI Rank	Place	Rank	DNFs	Cones
4	70.139	60.034	59.270	16.83 %	18.34 %	11 / 11	9.09 %	46 / 60	25.00 %	1	1
Improvement trend				0.00 %	0.00 %		0.00 %		0.00 %		

AX #4: class: Y, car: 1995 Mazda Miata Leopard Print (mph: 41.926, top class mph: 48.984, FTD mph: 49.615)

10.166 Nathan Trinh

AX	DFTD	CFTD	FTD	to CFTD	to FTD	CI Place	CI Rank	Place	Rank	DNFs	Cones
1	59.439	55.421	51.897	7.25 %	14.53 %	5 / 11	63.64 %	24 / 63	63.49 %	1	4
7	46.148	43.825	42.063	5.30 %	9.71 %	10 / 14	35.71 %	35 / 69	50.72 %	2	4
Improvement trend				1.95 %	4.82 %		-27.92 %		-12.77 %		

AX #1: class: Y, car: 2001 Honda S2000 Black (mph: 47.180, top class mph: 50.600, FTD mph: 54.036)

AX #7: class: Y, car: 2023 Toyota GR Corolla White (mph: 42.521, top class mph: 44.775, FTD mph: 46.651)

10.167 Brandon Tsan

AX	DFTD	CFTD	FTD	to CFTD	to FTD	CI Place	CI Rank	Place	Rank	DNFs	Cones
1	62.843	55.421	51.897	13.39 %	21.09 %	10 / 11	18.18 %	46 / 63	28.57 %	0	0
2	65.213	57.233	53.319	13.94 %	22.31 %	10 / 10	10.00 %	51 / 65	23.08 %	2	4
4	68.016	60.034	59.270	13.30 %	14.76 %	10 / 11	18.18 %	42 / 60	31.67 %	0	0
7	48.804	43.825	42.063	11.36 %	16.03 %	14 / 14	7.14 %	60 / 69	14.49 %	1	0
Improvement trend				0.67 %	2.27 %		-2.49 %		-3.36 %		

AX #1: class: Y, car: 2012 Mazda Mazdaspeed3 Gray (mph: 44.624, top class mph: 50.600, FTD mph: 54.036)

AX #2: class: Y, car: Mazdaspeed3 Silver (mph: 37.953, top class mph: 43.244, FTD mph: 46.419)

AX #4: class: Y, car: 2012 Mazda Mazdaspeed3 Gray (mph: 43.235, top class mph: 48.984, FTD mph: 49.615)

AX #7: class: Y, car: 2012 Mazda Mazdaspeed 3 Silver (mph: 40.207, top class mph: 44.775, FTD mph: 46.651)

10.168 Ron Tsan

AX	DFTD	CFTD	FTD	to CFTD	to FTD	CI Place	CI Rank	Place	Rank	DNFs	Cones
1	55.709	55.709	51.897	0.00 %	7.35 %	1 / 3	100.00 %	5 / 63	93.65 %	1	2
2	57.190	57.190	53.319	0.00 %	7.26 %	1 / 5	100.00 %	7 / 65	90.77 %	0	2
3	58.550	58.550	56.136	0.00 %	4.30 %	1 / 5	100.00 %	12 / 67	83.58 %	1	0
4	63.446	63.446	59.270	0.00 %	7.05 %	1 / 4	100.00 %	13 / 60	80.00 %	0	2
5	49.787	49.787	48.381	0.00 %	2.91 %	1 / 4	100.00 %	6 / 47	89.36 %	0	0
6	51.041	50.213	47.972	1.65 %	6.40 %	2 / 5	80.00 %	15 / 66	78.79 %	0	5
7	45.002	44.988	42.063	0.03 %	6.99 %	2 / 6	83.33 %	20 / 69	72.46 %	0	1
Improvement trend				-0.12 %	0.15 %		-3.21 %		-2.92 %		

AX #1: class: G, car: 2013 BMW M3 White (mph: 50.339, top class mph: 50.339, FTD mph: 54.036)

AX #2: class: G, car: 2013 BMW M3 White (mph: 43.277, top class mph: 43.277, FTD mph: 46.419)

AX #3: class: G, car: 2013 BMW M3 White (mph: 48.327, top class mph: 48.327, FTD mph: 50.405)

AX #4: class: G, car: 2013 BMW M3 White (mph: 46.349, top class mph: 46.349, FTD mph: 49.615)

AX #5: class: G, car: 2013 BMW M3 White (mph: 44.535, top class mph: 44.535, FTD mph: 45.829)

AX #6: class: G, car: 2013 BMW M3 White (mph: 45.365, top class mph: 46.113, FTD mph: 48.267)

AX #7: class: G, car: 2013 BMW M3 White (mph: 43.604, top class mph: 43.618, FTD mph: 46.651)

10.169 Jacob Tsutsumi

AX	DFTD	CFTD	FTD	to CFTD	to FTD	CI Place	CI Rank	Place	Rank	DNFs	Cones
2	65.160	61.253	53.319	6.38 %	22.21 %	10 / 21	57.14 %	49 / 65	26.15 %	0	9
3	64.668	64.100	56.136	0.89 %	15.20 %	2 / 16	93.75 %	46 / 67	32.84 %	0	13
4	68.058	67.200	59.270	1.28 %	14.83 %	4 / 13	76.92 %	43 / 60	30.00 %	0	6
5	54.243	53.693	48.381	1.02 %	12.12 %	4 / 11	72.73 %	31 / 47	36.17 %	0	4
6	55.113	53.246	47.972	3.51 %	14.89 %	4 / 20	85.00 %	47 / 66	30.30 %	1	11
7	48.190	44.958	42.063	7.19 %	14.57 %	7 / 14	57.14 %	54 / 69	23.19 %	0	5
Improvement trend				-0.33 %	1.20 %		-0.87 %		-0.46 %		

AX #2: class: NOVICE, car: 2004 BMW 325ci Silver (mph: 37.983, top class mph: 40.406, FTD mph: 46.419)

AX #3: class: NOVICE, car: 2005 BMW 330 (mph: 43.755, top class mph: 44.143, FTD mph: 50.405)

AX #4: class: NOVICE, car: 2005 BMW 330 (mph: 43.208, top class mph: 43.760, FTD mph: 49.615)

AX #5: class: NOVICE, car: 2005 BMW 330 (mph: 40.877, top class mph: 41.295, FTD mph: 45.829)

AX #6: class: NOVICE, car: 2005 BMW 330 (mph: 42.013, top class mph: 43.486, FTD mph: 48.267)

AX #7: class: NOVICE, car: 2005 BMW 330 (mph: 40.719, top class mph: 43.647, FTD mph: 46.651)

10.170 Yuki Tsutsumi

AX	DFTD	CFTD	FTD	to CFTD	to FTD	CI Place	CI Rank	Place	Rank	DNFs	Cones
2	61.393	61.253	53.319	0.23 %	15.14 %	2 / 21	95.24 %	33 / 65	50.77 %	1	0
Improvement trend				0.00 %	0.00 %		0.00 %		0.00 %		

AX #2: class: NOVICE, car: 2004 BMW 325ci Silver (mph: 40.314, top class mph: 40.406, FTD mph: 46.419)

10.171 Daniel Tu

AX	DFTD	CFTD	FTD	to CFTD	to FTD	CI Place	CI Rank	Place	Rank	DNFs	Cones
5	62.448	53.656	48.381	16.39 %	29.08 %	3 / 3	33.33 %	46 / 47	4.26 %	0	0
Improvement trend				0.00 %	0.00 %		0.00 %		0.00 %		

AX #5: class: F, car: 2013 BMW 335i Black (mph: 35.506, top class mph: 41.324, FTD mph: 45.829)

10.172 Michael Varner

AX	DFTD	CFTD	FTD	to CFTD	to FTD	CI Place	CI Rank	Place	Rank	DNFs	Cones
1	68.552	60.310	51.897	13.67 %	32.09 %	11 / 13	23.08 %	59 / 63	7.94 %	1	0
6	52.901	49.937	47.972	5.94 %	10.27 %	9 / 12	33.33 %	29 / 66	57.58 %	1	6
Improvement trend				7.73 %	21.82 %		10.26 %		49.64 %		

AX #1: class: NOVICE, car: 2008 Subaru Outback Black (mph: 40.908, top class mph: 46.498, FTD mph: 54.036)

AX #6: class: X, car: 1999 Mazda Miata Green (mph: 43.770, top class mph: 46.368, FTD mph: 48.267)

10.173 George Vasquez

AX	DFTD	CFTD	FTD	to CFTD	to FTD	CI Place	CI Rank	Place	Rank	DNFs	Cones
3	77.886	64.100	56.136	21.51 %	38.75 %	12 / 16	31.25 %	63 / 67	7.46 %	3	0
4	81.282	67.200	59.270	20.96 %	37.14 %	13 / 13	7.69 %	60 / 60	1.67 %	3	0
5	60.770	53.693	48.381	13.18 %	25.61 %	8 / 11	36.36 %	43 / 47	10.64 %	0	1
6	61.839	53.246	47.972	16.14 %	28.91 %	18 / 20	15.00 %	64 / 66	4.55 %	1	2
Improvement trend				2.39 %	4.10 %		-2.01 %		0.02 %		

AX #3: class: NOVICE, car: 1991 Honda CRX Black (mph: 36.329, top class mph: 44.143, FTD mph: 50.405)

AX #4: class: NOVICE, car: 1991 Honda CRX Black (mph: 36.179, top class mph: 43.760, FTD mph: 49.615)

AX #5: class: NOVICE, car: 1991 Honda CRX Black (mph: 36.486, top class mph: 41.295, FTD mph: 45.829)

AX #6: class: NOVICE, car: 1991 Honda CRX Black (mph: 37.443, top class mph: 43.486, FTD mph: 48.267)

10.174 Thomas Vaughan

AX	DFTD	CFTD	FTD	to CFTD	to FTD	CI Place	CI Rank	Place	Rank	DNFs	Cones
4	67.675	59.270	59.270	14.18 %	14.18 %	10 / 12	25.00 %	39 / 60	36.67 %	1	0
Improvement trend				0.00 %	0.00 %		0.00 %		0.00 %		

AX #4: class: Z, car: 2023 DF goblin (mph: 43.453, top class mph: 49.615, FTD mph: 49.615)

10.175 Sam Victor

AX	DFTD	CFTD	FTD	to CFTD	to FTD	CI Place	CI Rank	Place	Rank	DNFs	Cones
1	63.146	51.897	51.897	21.68 %	21.68 %	12 / 13	15.38 %	47 / 63	26.98 %	2	6
Improvement trend				0.00 %	0.00 %		0.00 %		0.00 %		

AX #1: class: Z, car: 1998 Chevrolet Corvette Blue (mph: 44.410, top class mph: 54.036, FTD mph: 54.036)

10.176 Armstrong Vongsavath

AX	DFTD	CFTD	FTD	to CFTD	to FTD	CI Place	CI Rank	Place	Rank	DNFs	Cones
3	58.120	56.138	56.136	3.53 %	3.53 %	3 / 9	77.78 %	8 / 67	89.55 %	0	0
7	44.896	43.825	42.063	2.44 %	6.74 %	5 / 14	71.43 %	16 / 69	78.26 %	0	2
Improvement trend				1.09 %	-3.20 %		-6.35 %		-11.29 %		

AX #3: class: Y, car: DOH-REE-TOE (mph: 48.685, top class mph: 50.403, FTD mph: 50.405)

AX #7: class: Y, car: 2005 Mazda RX8 Red (mph: 43.707, top class mph: 44.775, FTD mph: 46.651)

10.177 Jay Walker

AX	DFTD	CFTD	FTD	to CFTD	to FTD	CI Place	CI Rank	Place	Rank	DNFs	Cones
3	64.391	56.136	56.136	14.71 %	14.71 %	14 / 15	13.33 %	45 / 67	34.33 %	0	2
Improvement trend				0.00 %	0.00 %		0.00 %		0.00 %		

AX #3: class: Z, car: 2021 Porsche 718 GTS Gentian Blue (mph: 43.943, top class mph: 50.405, FTD mph: 50.405)

10.178 Shane Warner

AX	DFTD	CFTD	FTD	to CFTD	to FTD	CI Place	CI Rank	Place	Rank	DNFs	Cones
5	55.560	55.560	48.381	0.00 %	14.84 %	1 / 1	100.00 %	38 / 47	21.28 %	0	0
Improvement trend				0.00 %	0.00 %		0.00 %		0.00 %		

AX #5: class: E, car: 2002 BMW M3 Carbon Black (mph: 39.908, top class mph: 39.908, FTD mph: 45.829)

10.179 Brandon Webb

AX	DFTD	CFTD	FTD	to CFTD	to FTD	CI Place	CI Rank	Place	Rank	DNFs	Cones
3	75.665	64.100	56.136	18.04 %	34.79 %	11 / 16	37.50 %	62 / 67	8.96 %	0	3
4	75.439	67.200	59.270	12.26 %	27.28 %	9 / 13	38.46 %	56 / 60	8.33 %	1	2
Improvement trend				5.78 %	7.51 %		0.96 %		-0.62 %		

AX #3: class: NOVICE, car: 2004 Subaru Imprezza Silver (mph: 37.396, top class mph: 44.143, FTD mph: 50.405)

AX #4: class: NOVICE, car: 2010 BMW 328i Silver (mph: 38.981, top class mph: 43.760, FTD mph: 49.615)

10.180 Chandler Weisenbu

AX	DFTD	CFTD	FTD	to CFTD	to FTD	CI Place	CI Rank	Place	Rank	DNFs	Cones
3	66.249	64.100	56.136	3.35 %	18.02 %	5 / 16	75.00 %	52 / 67	23.88 %	0	3
Improvement trend				0.00 %	0.00 %		0.00 %		0.00 %		

AX #3: class: NOVICE, car: 2023 Subaru BRZ Silver (mph: 42.711, top class mph: 44.143, FTD mph: 50.405)

10.181 David Whitener

AX	DFTD	CFTD	FTD	to CFTD	to FTD	CI Place	CI Rank	Place	Rank	DNFs	Cones
1	57.817	51.897	51.897	11.41 %	11.41 %	3 / 13	84.62 %	17 / 63	74.60 %	0	5
2	55.848	53.319	53.319	4.74 %	4.74 %	3 / 10	80.00 %	4 / 65	95.38 %	0	5
3	56.313	56.136	56.136	0.32 %	0.32 %	2 / 15	93.33 %	3 / 67	97.01 %	0	3
4	63.893	60.034	59.270	6.43 %	7.80 %	6 / 11	54.55 %	16 / 60	75.00 %	1	0
6	49.937	49.937	47.972	0.00 %	4.10 %	1 / 12	100.00 %	4 / 66	95.45 %	0	2
Improvement trend				2.11 %	1.16 %		0.53 %		2.13 %		

AX #1: class: Z, car: Stock Honda Accord (mph: 48.503, top class mph: 54.036, FTD mph: 54.036)

AX #2: class: Z, car: 2016 Mazda MX5 White (mph: 44.317, top class mph: 46.419, FTD mph: 46.419)

AX #3: class: Z, car: 2004 Mazda Miata Blurple (mph: 50.247, top class mph: 50.405, FTD mph: 50.405)

AX #4: class: Y, car: 1981 Volkswagen Scirocco (mph: 46.025, top class mph: 48.984, FTD mph: 49.615)

AX #6: class: X, car: 2015 Scion FRS Grey (mph: 46.368, top class mph: 46.368, FTD mph: 48.267)

10.182 Kim Whitener

AX	DFTD	CFTD	FTD	to CFTD	to FTD	CI Place	CI Rank	Place	Rank	DNFs	Cones
1	57.194	57.060	51.897	0.23 %	10.21 %	3 / 12	83.33 %	11 / 63	84.13 %	0	2
2	57.340	55.192	53.319	3.89 %	7.54 %	3 / 9	77.78 %	9 / 65	87.69 %	0	2
6	51.273	49.937	47.972	2.68 %	6.88 %	4 / 12	75.00 %	17 / 66	75.76 %	0	4
Improvement trend				-1.22 %	1.66 %		-4.17 %		-4.18 %		

AX #1: class: X, car: 1992 Mazda Miata Blurple (mph: 49.032, top class mph: 49.147, FTD mph: 54.036)

AX #2: class: X, car: 1992 Mazda Miata Blurple (mph: 43.164, top class mph: 44.843, FTD mph: 46.419)

AX #6: class: X, car: 2015 Scion FRS Grey (mph: 45.159, top class mph: 46.368, FTD mph: 48.267)

10.183 Stan Whitney

AX	DFTD	CFTD	FTD	to CFTD	to FTD	CI Place	CI Rank	Place	Rank	DNFs	Cones
5	51.054	48.731	48.381	4.77 %	5.52 %	4 / 13	76.92 %	13 / 47	74.47 %	0	1
Improvement trend				0.00 %	0.00 %		0.00 %		0.00 %		

AX #5: class: Z, car: 2008 Porsche 911 Turbo Silver (mph: 43.430, top class mph: 45.500, FTD mph: 45.829)

10.184 Justin Wilber

AX	DFTD	CFTD	FTD	to CFTD	to FTD	CI Place	CI Rank	Place	Rank	DNFs	Cones
7	46.922	43.825	42.063	7.07 %	11.55 %	12 / 14	21.43 %	43 / 69	39.13 %	2	1
Improvement trend				0.00 %	0.00 %		0.00 %		0.00 %		

AX #7: class: Y, car: 2017 Subaru Wrx sti Lightning Red (mph: 41.820, top class mph: 44.775, FTD mph: 46.651)

10.185 Joe Wilkinson

AX	DFTD	CFTD	FTD	to CFTD	to FTD	CI Place	CI Rank	Place	Rank	DNFs	Cones
1	57.554	55.421	51.897	3.85 %	10.90 %	3 / 11	81.82 %	13 / 63	80.95 %	0	0
3	58.902	56.136	56.136	4.93 %	4.93 %	4 / 15	80.00 %	13 / 67	82.09 %	1	13
5	49.762	48.731	48.381	2.12 %	2.85 %	3 / 13	84.62 %	5 / 47	91.49 %	0	1
6	50.534	48.598	47.972	3.98 %	5.34 %	4 / 7	57.14 %	9 / 66	87.88 %	0	10
7	42.976	42.063	42.063	2.17 %	2.17 %	3 / 15	86.67 %	3 / 69	97.10 %	1	4
Improvement trend				0.43 %	1.70 %		-1.32 %		3.81 %		

AX #1: class: Y, car: 2015 Porsche Cayman GTS Red (mph: 48.725, top class mph: 50.600, FTD mph: 54.036)

AX #3: class: Z, car: 2018 Porsche 911 - GT3 Chalk (mph: 48.038, top class mph: 50.405, FTD mph: 50.405)

AX #5: class: Z, car: 2018 Porsche 911 - GT3 Chalk (mph: 44.558, top class mph: 45.500, FTD mph: 45.829)

AX #6: class: Z, car: 2018 Porsche 911 - GT3 Chalk (mph: 45.820, top class mph: 47.645, FTD mph: 48.267)

AX #7: class: Z, car: 2018 Porsche 911 - GT3 Chalk (mph: 45.660, top class mph: 46.651, FTD mph: 46.651)

10.186 Michael Wilkinson

AX	DFTD	CFTD	FTD	to CFTD	to FTD	CI Place	CI Rank	Place	Rank	DNFs	Cones
1	59.522	55.421	51.897	7.40 %	14.69 %	6 / 11	54.55 %	26 / 63	60.32 %	0	0
Improvement trend				0.00 %	0.00 %		0.00 %		0.00 %		

AX #1: class: Y, car: 2015 Porsche Cayman GTS Red (mph: 47.114, top class mph: 50.600, FTD mph: 54.036)

10.187 Eric Willis

AX	DFTD	CFTD	FTD	to CFTD	to FTD	CI Place	CI Rank	Place	Rank	DNFs	Cones
3	73.866	64.100	56.136	15.24 %	31.58 %	9 / 16	50.00 %	60 / 67	11.94 %	2	0
Improvement trend				0.00 %	0.00 %		0.00 %		0.00 %		

AX #3: class: NOVICE, car: 2013 Ford Mustang Black (mph: 38.306, top class mph: 44.143, FTD mph: 50.405)

10.188 John Wilson

AX	DFTD	CFTD	FTD	to CFTD	to FTD	CI Place	CI Rank	Place	Rank	DNFs	Cones
2	59.347	57.233	53.319	3.69 %	11.31 %	4 / 10	70.00 %	20 / 65	70.77 %	2	4
4	63.217	60.034	59.270	5.30 %	6.66 %	3 / 11	81.82 %	11 / 60	83.33 %	2	4
Improvement trend				-1.61 %	4.65 %		11.82 %		12.56 %		

AX #2: class: Y, car: 2016 Nissan 370z Red (mph: 41.704, top class mph: 43.244, FTD mph: 46.419)

AX #4: class: Y, car: 2016 Nissan 370z Red (mph: 46.517, top class mph: 48.984, FTD mph: 49.615)

10.189 Scout Wilson

AX	DFTD	CFTD	FTD	to CFTD	to FTD	CI Place	CI Rank	Place	Rank	DNFs	Cones
1	67.281	60.310	51.897	11.56 %	29.64 %	10 / 13	30.77 %	58 / 63	9.52 %	1	0
2	65.207	61.253	53.319	6.46 %	22.30 %	11 / 21	52.38 %	50 / 65	24.62 %	2	5
Improvement trend				5.10 %	7.35 %		21.61 %		15.09 %		

AX #1: class: NOVICE, car: 2015 Mitsubishi Lancer evolution Red (mph: 41.681, top class mph: 46.498, FTD mph: 54.036)

AX #2: class: NOVICE, car: 2015 Mitsubishi Lancer evolution Red (mph: 37.956, top class mph: 40.406, FTD mph: 46.419)

10.190 Brian Woods

AX	DFTD	CFTD	FTD	to CFTD	to FTD	CI Place	CI Rank	Place	Rank	DNFs	Cones
1	62.134	60.310	51.897	3.02 %	19.73 %	4 / 13	76.92 %	45 / 63	30.16 %	4	0
4	63.308	60.034	59.270	5.45 %	6.81 %	4 / 11	72.73 %	12 / 60	81.67 %	1	1
Improvement trend				-2.43 %	12.91 %		-4.20 %		51.51 %		

AX #1: class: NOVICE, car: 2018 Volkswagen Golf R White (mph: 45.133, top class mph: 46.498, FTD mph: 54.036)

AX #4: class: Y, car: 2018 Volkswagen Golf R White (mph: 46.450, top class mph: 48.984, FTD mph: 49.615)

10.191 Cun Yang

AX	DFTD	CFTD	FTD	to CFTD	to FTD	CI Place	CI Rank	Place	Rank	DNFs	Cones
1	66.045	60.310	51.897	9.51 %	27.26 %	8 / 13	46.15 %	53 / 63	17.46 %	6	3
2	64.026	61.253	53.319	4.53 %	20.08 %	8 / 21	66.67 %	44 / 65	33.85 %	2	1
3	65.024	64.100	56.136	1.44 %	15.83 %	3 / 16	87.50 %	49 / 67	28.36 %	3	0
6	54.819	53.246	47.972	2.95 %	14.27 %	2 / 20	95.00 %	44 / 66	34.85 %	0	3

AX	DFTD	CFTD	FTD	to CFTD	to FTD	CI Place	CI Rank	Place	Rank	DNFs	Cones
7	48.097	44.958	42.063	6.98 %	14.35 %	5 / 14	71.43 %	52 / 69	26.09 %	0	2
Improvement trend				0.66 %	3.16 %		7.89 %		1.83 %		

AX #1: class: NOVICE, car: 2021 Mazda Miata Gray (mph: 42.461, top class mph: 46.498, FTD mph: 54.036)

AX #2: class: NOVICE, car: 2021 Mazda Miata Gray (mph: 38.656, top class mph: 40.406, FTD mph: 46.419)

AX #3: class: NOVICE, car: 2021 Mazda Miata Gray (mph: 43.515, top class mph: 44.143, FTD mph: 50.405)

AX #6: class: NOVICE, car: 2021 Mazda Miata Gray (mph: 42.238, top class mph: 43.486, FTD mph: 48.267)

AX #7: class: NOVICE, car: 2021 Mazda Miata Gray (mph: 40.798, top class mph: 43.647, FTD mph: 46.651)

10.192 Farhan Zaman

AX	DFTD	CFTD	FTD	to CFTD	to FTD	CI Place	CI Rank	Place	Rank	DNFs	Cones
7	51.134	44.958	42.063	13.74 %	21.57 %	12 / 14	21.43 %	66 / 69	5.80 %	3	8
Improvement trend				0.00 %	0.00 %		0.00 %		0.00 %		

AX #7: class: NOVICE, car: 1995 Chevrolet Corvette Red (mph: 38.375, top class mph: 43.647, FTD mph: 46.651)

10.193 Adam Zastrow

AX	DFTD	CFTD	FTD	to CFTD	to FTD	CI Place	CI Rank	Place	Rank	DNFs	Cones
2	61.679	58.843	53.319	4.82 %	15.68 %	3 / 3	33.33 %	35 / 65	47.69 %	0	11
3	63.433	61.913	56.136	2.46 %	13.00 %	3 / 3	33.33 %	39 / 67	43.28 %	0	6
4	67.587	67.587	59.270	0.00 %	14.03 %	1 / 1	100.00 %	38 / 60	38.33 %	1	1
5	53.656	53.656	48.381	0.00 %	10.90 %	1 / 3	100.00 %	27 / 47	44.68 %	0	0
6	53.918	52.265	47.972	3.16 %	12.39 %	3 / 3	33.33 %	40 / 66	40.91 %	1	1
7	48.609	48.609	42.063	0.00 %	15.56 %	1 / 2	100.00 %	58 / 69	17.39 %	0	5
Improvement trend				0.63 %	0.16 %		9.52 %		-4.35 %		

AX #2: class: F, car: 2002 BMW 330i Silver (mph: 40.127, top class mph: 42.061, FTD mph: 46.419)

AX #3: class: F, car: 2002 BMW 330i Silver (mph: 44.607, top class mph: 45.702, FTD mph: 50.405)

AX #4: class: F, car: 2002 BMW 330i Silver (mph: 43.510, top class mph: 43.510, FTD mph: 49.615)

AX #5: class: F, car: 2002 BMW 330i Silver (mph: 41.324, top class mph: 41.324, FTD mph: 45.829)

AX #6: class: F, car: 2002 BMW 330i Silver (mph: 42.944, top class mph: 44.302, FTD mph: 48.267)

AX #7: class: F, car: 2013 BMW 135i Blue (mph: 40.368, top class mph: 40.368, FTD mph: 46.651)

10.194 Silvio Zucchet

AX	DFTD	CFTD	FTD	to CFTD	to FTD	CI Place	CI Rank	Place	Rank	DNFs	Cones
3	58.187	56.138	56.136	3.65 %	3.65 %	4 / 9	66.67 %	9 / 67	88.06 %	1	7
Improvement trend				0.00 %	0.00 %		0.00 %		0.00 %		

AX #3: class: Y, car: 2008 Porsche Cayman S (mph: 48.628, top class mph: 50.403, FTD mph: 50.405)

11 Top 5 Cone Killers

Cameron Goode: 66

Jeremy Foley: 55

Jacob Tsutsumi: 48

Sue Anne Rische: 47

Jerrett Jan: 45